



# CAMBRIDGE

2018


## PRODUCT LINE SPECS

& NEW PRODUCT NEWS

*The Best Outdoor Living Ideas!*




### HIGHLIGHTS FOR 2018...




**NATURAL  
STONE  
STEPPING  
STONES**



**MAYTRX  
SEATING  
WALL KIT**



**NATURAL  
STONE  
VENEER  
Z-PANELS**



**NON-  
TUMBLED  
OLDE  
ENGLISH  
WALL**



**BOUTIQUE  
COLLECTION**



**ALLIANCE G2  
INTELLIGENT  
POLYMERIC  
SAND**



“ An added value when selling your home. ”





Charles H. Gamarekian, Founder / Chairman / CEO






ORDER/DISPATCH FAX:  
201.933.2230






CUSTOMER PICK UP FAX:  
201.933.5912

PHONE:  
201.933.5000

FIND US ONLINE:  
cambridgepavers.com

	LEDGESTONE 4 1/2 X 9	LEDGESTONE SMOOTH 4 1/2 X 9	LEDGESTONE 18 X 18	LEDGESTONE SMOOTH 18 X 18
<b>PAVINGSTONE SHAPE</b>				
<b>ACTUAL SIZE (inches)</b> 2 3/8 Thick - unless noted	4 17/32 x 9 3/32	4 17/32 x 9 3/32	18 3/16 x 18 3/16	18 3/16 x 18 3/16
<b>WEIGHT PER CUBE (lbs.)</b>	1,782	1,782	2,411 (Pallet Incl.)	2,411 (Pallet Incl.)
<b>SQUARE FT. PER CUBE</b>	66 (Linear Ft. - Soldier: 90.6 Sailor: 181.9)	66 (Linear Ft. - Soldier: 90.6 Sailor: 181.9)	88	88
<b>PIECES PER CUBE</b>	240	240	40	40
<b>SQUARE FT. PER BAND</b>	13.10	13.10	44	44
<b>PIECES PER BAND</b>	48	48	20	20
<b>BANDS PER CUBE</b>	5	5	2	2
<b>PRICE PER SQUARE FOOT</b>	Sandstone Blend, S/C Lite, Coal, Mocha	S/C Lite, Sandstone Blend	S/C Lite, Limestone QB, Sand. Blend, Sandstone Lite, Slate	S/C Lite, Sandstone Blend
	Bluestone Blend, Driftwood	Bluestone Blend, Driftwood	Bluestone Blend, Driftwood	Bluestone Blend, Driftwood

	LEDGESTONE 3-PC. DESIGN KIT	LEDGESTONE SMOOTH 3-PC. DESIGN KIT	LEDGESTONE XL 3-PC. DESIGN KIT	XL SMOOTH 3-PC. DESIGN KIT	LEDGESTONE 9 X 9, 9 X 18 & 18 X 18 DESIGN KIT
<b>PAVINGSTONE SHAPE</b>					
<b>ACTUAL SIZE (inches)</b> 2 3/8 Thick - unless noted	9 3/32 x 13 5/8 - 50 pcs. 9 3/32 x 9 3/32 - 60 pcs. 4 17/32 x 9 3/32 - 130 pcs.	9 3/32 x 13 5/8 - 50 pcs. 9 3/32 x 9 3/32 - 60 pcs. 4 17/32 x 9 3/32 - 130 pcs.	15 3/4 x 23 5/8 - 20 pcs. 15 3/4 x 15 3/4 - 30 pcs. 7 7/8 x 15 3/4 - 30 pcs.	15 3/4 x 23 5/8 - 20 pcs. 15 3/4 x 15 3/4 - 30 pcs. 7 7/8 x 15 3/4 - 30 pcs.	18 3/16 x 18 3/16 - 20 pcs. 9 3/32 x 18 3/16 - 20 pcs. 9 3/32 x 9 3/32 - 40 pcs.
<b>WEIGHT PER CUBE (lbs.)</b>	3,078	3,078	3,538 (Pallet Incl.)	3,538 (Pallet Incl.)	2,524 (Pallet Incl.)
<b>SQUARE FT. PER CUBE</b>	114	114	129	129	92
<b>PIECES PER CUBE</b>	240	240	80	80	80
	Ledgestone 3-PC. Design Kit will install as a module with the 9 x 9, 9 x 18 & 18 x 18 Design Kit.	N/A	N/A	N/A	N/A
<b>PRICE PER SQUARE FOOT</b>	Desert Beige, Riverbed, Canyon, Redrock Blend, S/C Lite, Limestone QB, Sand. Blind., Sand. Lt., Slate	Limestone QB, S/C Lite, Sandstone Blend, Sandstone Lite, Slate	Desert Beige, Redrock Blend, Riverbed, S/C Lite, Limestone QB, Sand. Blind., Sand. Lt., Slate	Riverbed, Limestone QB, S/C Lite, Sandstone Blend, Sandstone Lite, Slate	S/C Lite, Sandstone Blend
	Bluestone Blend, Driftwood, Montauk Blue, Vermont Slate	Bluestone Blend, Driftwood	Bluestone Blend, Driftwood, Montauk Blue, Vermont Slate	Bluestone Blend, Driftwood, Montauk Blue	Bluestone Blend
				Purple Haze	

	LEDGESTONE XL 15 3/4 X 23 5/8	XL SMOOTH 15 3/4 X 23 5/8	24 X 24 SMOOTH (Rooftop Paver)	XL SMOOTH CIRCLE DESIGN KIT	LEDGESTONE CIRCLE DESIGN KIT
<b>PAVINGSTONE SHAPE</b>					
<b>ACTUAL SIZE (inches)</b> 2 3/8 Thick - unless noted	15 3/4 x 23 5/8	15 3/4 x 23 5/8	2" Thick 24" x 24"	Circle Stones 7 Special Shapes (10.33 Ft. Diam.)	Circle Stones 7 Special Shapes (10.33 Ft. Diam.)
<b>WEIGHT PER CUBE (lbs.)</b>	2,816 (Pallet Incl.)	2,816 (Pallet Incl.)	2,200	3,010 (Pallet Incl.)	3,010 (Pallet Incl.)
<b>SQUARE FT. PER CUBE</b>	103	103	80	110	110
<b>PIECES PER CUBE</b>	40	40	20	170	170
<b>SQUARE FT. PER BAND</b>	51.5	51.5	40	<b>LARGE SCALE CIRCLE!</b> The 7 special shapes have a length of 8' 8", with widths up to 13' 9".	
<b>PIECES PER BAND</b>	20	20	10		
<b>BANDS PER CUBE</b>	2	2	2		
<b>PRICE PER SQUARE FOOT</b>	Riverbed	Riverbed, Limestone QB, S/C Lite, Sandstone Blend	Natural	S/C Lite, Riverbed, Limestone Quarry Blend	S/C Lite, Sandstone Blend
		Bluestone Blend		Bluestone Blend	Bluestone Blend



	BRICK ALLEY CAST STONE	BRICKALLEY W/ ARMORTEC	BELGIUM CAST STONE 5-PC. DESIGN KIT	BELGIUM 5-PC. DESIGN KIT W/ ARMORTEC	RIVER ROCK	NORSTONE 4-PC. DESIGN KIT	TIMBERSTONE 4-PC. DESIGN KIT
<b>PAVINGSTONE SHAPE</b>							
<b>ACTUAL SIZE (inches)</b> 2 3/8 Thick - unless noted	2 1/2 x 7 3/4	2 5/8 x 7 7/8	5 x 5 • 5 x 6 5 x 6 1/2 • 5 x 7 1/2 5 x 8 1/2	5 x 5 • 5 x 6 5 x 6 1/2 • 5 x 7 1/2 5 x 8 1/2	7 Various Sizes	3 1/8" Thick 7 31/64 x 25 19/23 7 31/64 x 21 21/32 7 31/64 x 17 23/32 7 31/64 x 13 25/32	3 1/8" Thick 7 31/64 x 25 19/23 7 31/64 x 21 21/32 7 31/64 x 17 23/32 7 31/64 x 13 25/32
<b>WEIGHT PER CUBE (lbs.)</b>	1,235 (Pallet Incl.)	1,855	2,651 (Pallet Incl.)	2,835	2,606 (Pallet Incl.)	3,430	3,430
<b>SQUARE FT. PER CUBE</b>	42	67	98	105	87	98	98
<b>PIECES PER CUBE</b>	300	468	420	450	580	96	96
<b>SQUARE FT. PER BAND</b>		11.1	<b>PERMEABLE PAVEMENT</b> The Belgium 5-Pc. Design Kits can also be utilized for permeable applications.				
<b>PIECES PER BAND</b>	N/A	78			N/A	N/A	N/A
<b>BANDS PER CUBE</b>		6					
<b>PRICE PER SQUARE FOOT</b>		Coal, Mocha		Coal, Limestone QB, Mocha, S/C Lite	Coal, Mocha, S/C Lite	S/C Lite	Mocha
						Driftwood	

\*Cast Stone products should not be compacted.

Straight-sided shapes with rolled, beveled edges & dimpled, embossed surfaces.

## ROUNDTABLE COLLECTION

	4 1/2 X 6	6 X 6	6 X 9	CIRCLE DESIGN KIT	RANDOM DESIGN KIT (Special Order Only)
<b>PAVINGSTONE SHAPE</b>	 For Borders & Circle Design Kit extension only				
<b>ACTUAL SIZE (inches)</b> 2 3/8 Thick - unless noted	4 3/8 x 5 13/16	6 x 6	6 x 9	<b>CIRCLE STONES</b> I, II, III, IV, V & VI (8.5 Ft. Diam.)	3 x 6 (13%) • 4 1/2 x 6 (20%) 6 x 6 (27%) • 6 x 9 (40%)
<b>WEIGHT PER CUBE (lbs.)</b>	1,647	2,835	3,051	1,728	3,051
<b>SQUARE FT. PER CUBE</b>	61	105	113	64	113
<b>PIECES PER CUBE</b>	336	420	300	360	480
<b>SQUARE FT. PER BAND</b>	8.7	15.00	22.60		
<b>PIECES PER BAND</b>	48	60	60	N/A	N/A
<b>BANDS PER CUBE</b>	7	7	5		
<b>PRICE PER SQUARE FOOT</b>		Canyon, Coal, Mocha, Redrock Blend, S/C Lite, Sand. Blind., Sand. Lt. Bluestone, Driftwood, Montauk Blue	Canyon, Coal, Limestone QB, Mocha, Redrock Blend, S/C Lite, Sand. Blind., Sand. Lt., Slate Bluestone, Driftwood, Montauk Blue	Canyon, Sandstone Blend	<b>SPECIAL ORDER ONLY</b> Please call for pricing and production scheduling.







Classic, straight-sided shapes with smooth flat surfaces.







## KINGSCOURT COLLECTION

	4 X 8 HOLLAND	HOLLAND II (Special Order Only)	6 X 6	6 X 9	8 X 8	12 X 12 (Special Order Only)
<b>PAVINGSTONE SHAPE</b>						
<b>ACTUAL SIZE (inches)</b> 2 3/8 Thick - unless noted	4 x 8	3 1/8" Thick 4 x 8	6 x 6	6 x 9	8 x 8	12 x 12
<b>WEIGHT PER CUBE (lbs.)</b>	3,267	3,395	2,835	3,051	2,889	3,240
<b>SQUARE FT. PER CUBE</b>	121	97	105	113	107	120
<b>PIECES PER CUBE</b>	540	432	420	300	240	120
<b>SQUARE FT. PER BAND</b>	20.10	16.10	15.00	22.60	17.80	30.00
<b>PIECES PER BAND</b>	90	72	60	60	40	30
<b>BANDS PER CUBE</b>	6	6	7	5	6	4
<b>PRICE PER SQUARE FOOT</b>	Shell (Special Order) <b>CALL</b>	<b>SPECIAL ORDER ONLY</b> Please call for pricing and production scheduling.	Sandstone Blend	S/C Lite, Sandstone Blend Bluestone Blend		<b>SPECIAL ORDER ONLY</b> Please call for pricing and production scheduling.




# RENAISSANCE COLLECTION

Aged Cambridge shapes & design kits that offer the look of natural stone.

	4 X 8 HOLLAND (Special Order Only)	6 X 6	6 X 9	12 X 12 (Special Order Only)	6 X 12 BULLNOSE (Special Order Only)	OLDE ENGLISH PAVER 3-PC. DESIGN KIT
PAVINGSTONE SHAPE						
ACTUAL SIZE (inches) 2 3/8 Thick - unless noted	4 x 8	6 x 6	6 x 9	12 x 12	6 x 12	8 1/4 x 13 3/4 - 80 pcs. (59%) 6 13/16 x 8 1/4 - 70 pcs. (26%) 4 1/16 x 6 13/16 - 80 pcs. (15%)
WEIGHT PER CUBE (lbs.)	3,267	2,835	3,051	3,240	1,984 (Pallet Incl.)	2,889
SQUARE FT. PER CUBE	121	105	113	120	72	107
PIECES PER CUBE	540	420	300	120	144	230
SQUARE FT. PER BAND	20.10	15.00	22.60	30.00	18.00	
PIECES PER BAND	90	60	60	30	36	N/A
BANDS PER CUBE	6	7	5	4	4	
PRICE PER SQUARE FOOT	SPECIAL ORDER ONLY Please call for pricing and production scheduling.		SPECIAL ORDER ONLY Please call for pricing and production scheduling.		SPECIAL ORDER ONLY Please call for pricing and production scheduling.	
	S/C Lite, Sandstone Blend		S/C Lite, Sandstone Blend			S/C Lite

	CIRCLE DESIGN KIT	RANDOM DESIGN KIT (Special Order Only)	RENAISSANCE V 5-PC. DESIGN KIT	LEDGESTONE 3-PC. DESIGN KIT (Special Order Only)	LEDGESTONE CIRCLE DESIGN KIT (Special Order Only)	LEDGESTONE 18 X 18 (Special Order Only)
PAVINGSTONE SHAPE						
ACTUAL SIZE (inches) 2 3/8 Thick - unless noted	CIRCLE STONES I, II, III, IV, V & VI (8.5 Ft. Diam.)	3 x 6 (13%) 4 1/2 x 6 (20%) 6 x 6 (27%) 6 x 9 (40%)	11.8 x 11.8 - 30 pcs. 5.9 x 11.8 - 100 pcs. 5.9 x 8.85 - 80 pcs. 5.9 x 5.9 - 20 pcs. 3 x 5.9 • 40 pcs.	9 3/32 x 13 5/8 - 50 pcs. 9 3/32 x 9 3/32 - 60 pcs. 4 17/32 x 9 3/32 - 130 pcs.	CIRCLE STONES 7 SPECIAL SHAPES (10.33 Ft. Diam.)	18 3/16 x 18 3/16
WEIGHT PER CUBE (lbs.)	1,728	3,051	3,159	3,078	3,010 (Pallet Incl.)	2,411 (Pallet Incl.)
SQUARE FT. PER CUBE	64	113	117	114	110	88
PIECES PER CUBE	360	480	270	240	170	40
SQUARE FT. PER BAND						44
PIECES PER BAND	N/A	N/A	N/A	N/A	LARGE SCALE CIRCLE! The 7 special shapes have a length of 8.8", with widths up to 13.9"	20
BANDS PER CUBE						2
PRICE PER SQUARE FOOT		SPECIAL ORDER ONLY Please call for pricing and production scheduling.		SPECIAL ORDER ONLY Please call for pricing and production scheduling.		
			S/C Lite Bluestone Blend			

# EXCALIBUR COLLECTION *Angled shapes with beveled edges & flat surfaces.*

	COBBLE I	COBBLE I EDGER	DIAMOND
PAVINGSTONE SHAPE			
ACTUAL SIZE (inches) 2 3/8 Thick - unless noted	6 3/16 x 8 13/16	4 5/16 x 8 13/16	5 11/16 x 13 23/32
WEIGHT PER CUBE (lbs.)	2,997	2,997	2,565
SQUARE FT. PER CUBE	111	111	95
PIECES PER CUBE	400	500	240
SQUARE FT. PER BAND	22.20	22.20	23.75
PIECES PER BAND	80	100	60
BANDS PER CUBE	5	5	4
4 PRICE PER SQ. FOOT			






# SOUTH BEACH COLLECTION

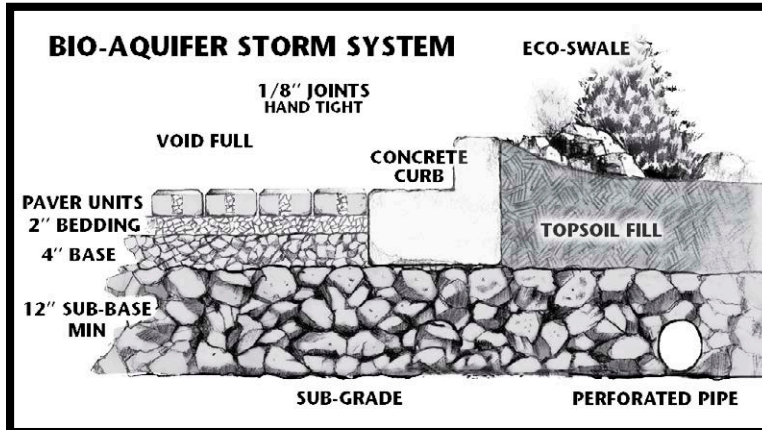


Are you looking for unique, one-of-a-kind pavingstone colors? Well the search is over! The South Beach Collection brings soft, pastel shades that are as lively as Ocean Drive. Don't settle for ordinary when you can have "extra-ordinary." Treat them as an accent or use them how you wish on a whole pavement project, because there are no rules when creating a beach party! All of our pavers are available in South Beach colors through Special Order Only (3 cube minimum order required).

COLOR	PINK SANDS	SUN RAYS	SEA GREEN	VIOLET MIST	SKY BLUE
UPCHARGE					

**SPECIAL ORDER TERMS:** Payment is required prior to manufacturing. All overage material must be purchased.






	4 X 12 BULLNOSE (Special Order Only)	6 X 12 BULLNOSE	HOLLAND Without Spacer Bars & Chamfered Edges	ADA PAVER (Special Order Only)	LEDGESTONE CAP WITH ARMORTEC	
<b>PAVINGSTONE SHAPE</b>						
<b>ACTUAL SIZE (inches)</b> 2 3/8 Thick - unless noted	3 7/8 x 12	6 x 12	4 x 8	4 x 8	19 1/8 x 19 1/8 - 7 pcs. • 18 3/4 x 16 1/2 - 7 pcs. 16 x 13 3/4 - 14 pcs. • 11 7/11 x 9 3/8 - 14 pcs.	
<b>WEIGHT PER CUBE (lbs.)</b>	2,146 (Pallet Incl.)	2,146 (Pallet Incl.)	3,267	1,971	<p>2 3/8" Thick</p> <p>All four pieces are conveniently packaged on one pallet. One cube contains 7 corner units that can be used as a right or left corner, and as regular units. Straight, curved, circular and serpentine designs can be easily created with these four larger configurations - three trapezoidal and one square. With deep, bluestone-like clefts, this multi-use option can be used for pool coping, steps, wall caps and pavingstone borders.</p> <p><b>Linear Ft. Per Cube: 51 • Pieces Per Cube: 42</b> <b>Total Weight: 1,450 lbs. (Pallet Incl.)</b></p>	
<b>SQUARE FT. PER CUBE</b>	78	78	121	73		
<b>PIECES PER CUBE</b>	234	156	540	324		
<b>SQUARE FT. PER BAND</b>	26	26	20.10	12.10		
<b>PIECES PER BAND</b>	78	52	90	54		
<b>BANDS PER CUBE</b>	3	3	6	6		
<b>PRICE PER SQUARE FOOT</b>	<p><b>SPECIAL ORDER ONLY</b> Please call for pricing and production scheduling.</p>	Coal, Mocha, S/C Lite, Sandstone Blend		<p><b>SPECIAL ORDER ONLY</b> Please call for pricing and production scheduling.</p>		<b>PRICE PER LINEAR FOOT</b>
		Bluestone Blend, Driftwood				Coal, Mocha, S/C Lite, Sandstone Blend



**PERMEABLE PAVEMENT SYSTEMS**





Ledgestone Permeable 3-Pc. Design Kit & Aqua-Bric Type 1 with ArmorTec are specially designed for rapid removal of stormwater. Minimal openings make walking more comfortable while allowing for natural stormwater drainage and groundwater recharge. Retention ponds are eliminated. Maximum strength for driveways, parking lots and roads with key ecological benefits, curb appeal and convenient access for maintenance. Aqua-Bric is also available in The Renaissance Collection. The Belgium 5-Pc. Design Kit with ArmorTec & Cast Stone are also designed for permeable applications.

Pavingstones are laid out in a variety of patterns with gravel between them. Below the pavers typically sits a 12 in. to 24 in. sub-base of stones (depth requirements vary), a 4 in. deep base of 1/4 in. to 1/2 in. clean gravel, and a 2 in. bedding sand of 1/8 in. to 1/2 in. grits (see diagram).

	LEDGESTONE PERMEABLE 3-PC. DESIGN KIT	AQUA-BRIC TYPE 1	TURFSTONE	LEDGESTONE PERMEABLE 6 X 9	LEDGESTONE SMOOTH PERMEABLE 6 X 9
<b>PAVINGSTONE SHAPE</b>					
<b>ACTUAL SIZE (inches)</b> 3 1/8 Thick - unless noted	4 17/32 x 4 17/32 - 112 pcs. 4 17/32 x 9 3/32 - 152 pcs. 9 3/32 x 9 3/32 - 56 pcs.	4 15/16 x 9 7/8	15 3/4 x 23 5/8	6 x 9	6 x 9
<b>WEIGHT PER CUBE (lbs.)</b>	3,220	2,660	2,241	3,150	3,150
<b>SQUARE FT. PER CUBE</b>	92	76	83	90	90
<b>PIECES PER CUBE</b>	320	224	32	240	240
<b>SQUARE FT. PER BAND</b>		18.90		18	18
<b>PIECES PER BAND</b>	N/A	56	N/A	48	48
<b>BANDS PER CUBE</b>		4		5	5
<b>PRICE PER SQUARE FOOT</b>	S/C Lite Bluestone Blend	CRUSADER RENAISSANCE (Special Order Only): CALL	Natural	S/C Lite	S/C Lite




# LEDGESTONE WALL SYSTEM

All wallstones are sold with pallets included except Olde English Double-Sided Tumbled Wall & Radius Wall.


	LEDGESTONE SINGLE-SIDED WALLSTONE	LEDGESTONE WALLSTONE CORNER	LEDGESTONE DOUBLE-SIDED RADIUS WALL	LEDGESTONE RADIUS WALLSTONE CORNER
<b>WALLSTONE SHAPE</b>	With Natural Stone Look 	With Natural Stone Look 	With Natural Stone Look 	With Natural Stone Look 
<b>ACTUAL SIZE (inches)</b>	4H x 8D x 12L	4H x 8D x 12L	Rear Face: 4H x 8D x 7 3/4 L Front Face: 4H x 8D x 11 1/2 L	4H x 4D x 8L
<b>FACE SQ. FT. PER BLOCK</b>	.33	N/A	Front Face: .32   Rear Face: .22	N/A
<b>FACE SQ. FT. PER PALLET</b>	32		31	
<b>WEIGHT PER CUBE (lbs.)</b>	2,925 (30 Lbs. Per Pc.)	1,485 (30 Lbs. Per Pc.)	2,541 (26 Lbs. Per Pc.)	405 (10 Lbs. Per Pc.)
<b>DEGREES FROM VERTICAL</b>	0°	0°	0°	0°
<b>UNITS PER PALLET</b>	96	48	96	36
<b>PRICE PER PIECE</b>	Sandstone Blend	Sandstone Blend	Sandstone Blend	Sandstone Blend
	Bluestone Blend	Bluestone Blend	Bluestone Blend	Bluestone Blend

# OLDE ENGLISH WALL SYSTEM

All wallstones are sold with pallets included except Olde English Double-Sided Tumbled Wall & Radius Wall.




	OLDE ENGLISH™ DOUBLE-SIDED TUMBLED WALL	OLDE ENGLISH™ DOUBLE-SIDED TUMBLED RADIUS WALL	NON-TUMBLED OLDE ENGLISH™ WALL
<b>WALLSTONE SHAPE</b>			 <b>NEW</b>
<b>ACTUAL SIZE (inches)</b>	4H x 8D x 12L	Rear Face: 4H x 8D x 7 3/4 L Front Face: 4H x 8D x 11 1/2 L	4H x 8D x 12L
<b>FACE SQ. FT. PER BLOCK</b>	.33	Front Face: .32   Rear Face: .22	.33
<b>FACE SQ. FT. PER PALLET</b>	32	31	27
<b>WEIGHT PER CUBE (lbs.)</b>	2,880 (30 Lbs. Per Pc.)	2,496 (26 Lbs. Per Pc.)	2,450 (Pallet Incl.) (30 Lbs. Per Pc.)
<b>DEGREES FROM VERTICAL</b>	0°	0°	0°
<b>UNITS PER PALLET</b>	96	96	81
<b>STYLE</b>	N/A	N/A	N/A
<b>PRICE PER PIECE</b>	Sandstone Blend, Riverbed, S/C Lite, Limestone QB, Coal, Mocha	Sandstone Blend, Riverbed, S/C Lite, Limestone QB	Coal, Mocha, S/C Lite
	Bluestone Blend	Bluestone Blend	

# PYZIQUE WALL SYSTEM

PYZIQUE™ DOUBLE-SIDED	
One Unit Creates Wall, Corner & Cap. Max. Wall Height: 3 Ft. Front & Back Side Can Be Used For Inside Or Outside Radius. 	
Rear Face: 4H x 9D x 7L Front Face: 4H x 9D x 11L	
Back Side: .19	Front Side: .31
<b>30 Face Sq. Ft • 90 Lin. Ft (Double-Sided Straight Wall)</b>	
<b>3,201 (26.3 Lbs. Per Pc.)</b>	
<b>0° or Optional 5/8" Setback (9°)</b>	
<b>120</b>	
<b>SPLIT FACE</b>	<b>RENAISSANCE</b>
Sandstone Blend	
Bluestone Blend	

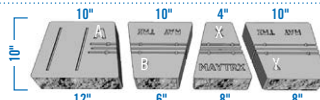
# MAYTRX WALL SYSTEM

All wallstones are sold with pallets included except Olde English Double-Sided Tumbled Wall & Radius Wall.

	MAYTRX 6" DOUBLE-SIDED	MAYTRX 3" DOUBLE-SIDED	6" STRETCHERSTONE
<b>WALLSTONE SHAPE</b>			
<b>ACTUAL SIZE (inches)</b>	ALL: 6H x 10D A: 10W / 12W • B: 10W / 6W X: 8W / 4W • Y: 10W / 8W	ALL: 3H x 10D A: 10W / 12W • B: 10W / 6W X: 8W / 4W • Y: 10W / 8W	6H x 10D Front Face: .16" • Rear Face: .12"
<b>FACE SQ. FT. PER BLOCK</b>	Single Sided <b>33.4</b>	Single Sided <b>33.4</b>	Single Sided <b>32.0</b>
<b>FACE SQ. FT. PER PALLET</b>	Designed To Be Sold By Full Cube Or Layer. Weight Per Pallet: 2,960 Lbs.	Designed to be sold by Full Cube or Layer. Weight Per Pallet: 2,940 Lbs.	<b>0.66</b>   <b>0.58</b>
<b>WEIGHT PER CUBE (lbs.)</b>	Double-Sided: 7.09 Face Sq. Ft. Per Layer Single-Sided: 8.35 Face Sq. Ft. Per Layer	Double-Sided: 3.55 Face Sq. Ft. Per Layer Single-Sided: 4.17 Face Sq. Ft. Per Layer	<b>2,920 (60 Lbs. Per Pc.)</b>
<b>DEGREES FROM VERTICAL</b>	0° or Optional 3/4" Setback (7.1°)	0° or Optional 3/4" Setback (7.1°)	<b>0° or OPTIONAL 3/4" SETBACK (7.1°)</b>
<b>UNITS PER PALLET</b>	A: 20 • B: 20 • X: 20 • Y: 20	A: 40 • B: 40 • X: 40 • Y: 40	<b>48</b>
<b>STYLE</b>	SPLIT FACE   RENAISSANCE	SPLIT FACE   RENAISSANCE	SPLIT FACE   RENAISSANCE
<b>PRICE PER FACE SQ. FT.</b>	Sandstone Blend	Sandstone Blend	Sandstone Blend
	Bluestone Blend	Bluestone Blend	Bluestone Blend

## MAYTRX® DOUBLE-SIDED MULTI-FACE DESIGN



4 Basic wallstones (A, B, X & Y) with optional caps, corners & stretcher stones available in Split Face or Renaissance Stone.





- MayRx 3" & 6": For walls up to 3 ft. high (without pins) or engineered walls of any height (with pins and geogrid).
- MayRx 3" & 6" can be mixed and matched for walls up to 3 ft. high (without pins) or engineered walls of any height (with pins and geogrid).
- 1 cube of MayRx 3" or 6" yields 28.4 double-sided face ft.
- 1 cube of Cambridge Stretcher Stone yields 28 double-sided face ft.

# SIGMA WALL SYSTEM





# WALL CAPS

	SIGMA 6"		SIGMA 8"	
<b>WALLSTONE SHAPE</b>	 Bluestone Blend & Sandstone Blend (Custom Order Only)		 Bluestone Blend & Sandstone Blend (Custom Order Only)	
<b>ACTUAL SIZE (inches)</b>	6H x 12D x 16L		8H x 12D x 18L	
<b>FACE SQ. FT. PER BLOCK</b>	0.67		1	
<b>FACE SQ. FT. PER PALLET</b>	32		36	
<b>WEIGHT PER CUBE (lbs.)</b>	2,690 (55 Lbs. Per Pc.)		2,606 (71 Lbs. Per Pc.)	
<b>DEGREES FROM VERTICAL</b>	1.7° OPTION or 6° SET BACK		6°	
<b>UNITS PER PALLET</b>	48		36	
<b>STYLE</b>	SPLIT FACE	RENAISSANCE	SPLIT FACE	RENAISSANCE
<b>PRICE PER PIECE</b>	Sandstone Blend Bluestone Blend		Sandstone Blend Bluestone Blend	

	DOUBLE-SIDED CAP		SINGLE-SIDED CAP	
				
<b>ACTUAL SIZE (inches)</b>	3H x 13D x 12W		3H x 12D x 18W	
<b>FACE SQ. FT. PER BLOCK</b>	0.25		0.38	
<b>FACE SQ. FT. PER PALLET</b>	60 - Linear Feet		60 - Linear Feet	
<b>WEIGHT PER CUBE (lbs.)</b>	2,200 (36 Lbs. Per Pc.)		2,040 (50 Lbs. Per Pc.)	
<b>DEGREES FROM VERTICAL</b>	N/A		N/A	
<b>UNITS PER PALLET</b>	60		40	
<b>STYLE</b>	SPLIT FACE	RENAISSANCE	SPLIT FACE	RENAISSANCE
<b>PRICE PER PIECE</b>	Coal, Mocha Sandstone Blend Bluestone Blend		Coal, Mocha Sandstone Blend Bluestone Blend	

All caps can be used on Pyzique, MaytRx and Sigma


# MAYTRX & SIGMA CORNERS

	MAYTRX 3" CORNER		MAYTRX 6" CORNER		SIGMA 6" CORNERS		SIGMA 8" CORNERS	
<b>WALLSTONE SHAPE</b>					 Bluestone Blend & Sandstone Blend (Custom Order Only)		 Bluestone Blend & Sandstone Blend (Custom Order Only)	
<b>ACTUAL SIZE (inches)</b>	3H x 6W x 10D Right & Left Corners		6H x 6W x 10D Right & Left Corners		6H x 14D x 8L Right & Left Corners		8H x 14D x 8L Right & Left Corners	
<b>WEIGHT PER CUBE (lbs.)</b>	493 (14 Lbs. Per Pc.)		1,837 (28 Lbs. Per Pc.)		1,008 (56 Lbs. Per Pc.)		1,310 (70 Lbs. Per Pc.)	
<b>DEGREES FROM VERTICAL</b>	0°		0°		0°		0°	
<b>UNITS PER PALLET</b>	32		64		18		18	
<b>STYLE</b>	SPLIT FACE	RENAISSANCE	SPLIT FACE	RENAISSANCE	SPLIT FACE	RENAISSANCE	SPLIT FACE	RENAISSANCE
<b>PRICE PER PIECE</b>	Sandstone Blend Bluestone Blend		Sandstone Blend Bluestone Blend		Sandstone Blend Bluestone Blend		Sandstone Blend Bluestone Blend	

## CAMBRIDGE PINS For Engineered Walls

6 1/2"	1 Box = 1,440 Pins (16 bags of 90 Pins per bag) FULL BOXES ONLY	PRICE PER BOX
3 1/4"	1 Box = 1,440 Pins (16 bags of 90 Pins per bag) FULL BOXES ONLY	PRICE PER BOX

# MISCELLANEOUS


	CURBSTONE	EDGESTONE	STAIRCASE FILLER BLOCK
<b>WALLSTONE SHAPE</b>			Designed to be used as filler block behind staircase units 
<b>ACTUAL SIZE (inches)</b>	3 1/2" Thick 9 H x 8 W	2 3/8" Thick: 8 H x 6 W	6H x 8D x 12W
<b>FACE SQ. FT. PER BLOCK</b>	96 Lin. Ft. Per Cube	120 Lin. Ft. Per Cube	N/A
<b>FACE SQ. FT. PER PALLET</b>			
<b>WEIGHT PER CUBE (lbs.)</b>	2,776 (19 Lbs. Per Pc.)	2,200 (9 Lbs. Per Pc.)	2,085 (34 Lbs. Per Pc.)
<b>DEGREES FROM VERTICAL</b>	144 Pcs. Per Cube	240 Pcs. Per Cube	N/A
<b>UNITS PER PALLET</b>			60
<b>PRICE PER PIECE</b>			
<b>PRICE PER CUBE</b>			
<b>PRICE PER PIECE</b>		Sandstone	
<b>PRICE PER CUBE</b>		Sandstone	
<b>PRICE PER PIECE</b>		Bluestone	
<b>PRICE PER CUBE</b>		Bluestone	

*NOTE: MaytRx 3" & 6" and Stretcher Stone Walls can be used as vertical walls with pins!*



# NATURAL STONE 7-PC PATTERN DESIGN KIT

Available in Cumberland Brown, Cumberland Grey and Rainbow. *\*The quantities provided allow for a nominal 1/2" to 1" or more of joint width.*



23 1/2" x 35 1/2" (5 Pcs.)    23 1/2" x 23 1/2" (10 Pcs.)    17 1/2" x 23 1/2" (12 Pcs.)    17 1/2" x 17 1/2" (16 Pcs.)    11 1/2" x 23 1/2" (15 Pcs.)    11 1/2" x 17 1/2" (12 Pcs.)    11 1/2" x 11 1/2" (10 Pcs.)

COLOR	Cumberland Brown	Cumberland Grey	Rainbow
THICKNESS (inches)	1 1/4	1	1
WEIGHT PER CUBE (lbs.)	3,508	2,555	2,350
SQUARE FT. PER CUBE*	200	200	200
PRICE PER SQUARE FOOT			

# NATURAL STONE SLABS SOLD INDIVIDUALLY



*\*The quantities provided allow for a nominal 1/2" to 1" or more of joint width.*

[A] 23 1/2" x 35 1/2"


[B] 23 1/2" x 23 1/2"

[C] 11 1/2" x 23 1/2"

COLOR	Cumberland Blue (1 1/4" Thick)			Cumberland Brown (1 1/4" Thick)			Cumberland Grey (1" Thick)			Imperial Brown (1 1/4" Thick)		
DIMENSIONS	[A]	[B]	[C]	[A]	[B]	[C]	[A]	[B]	[C]	[A]	[B]	[C]
WEIGHT PER CUBE (lbs.)	3,475	2,315	2,315	3,475	2,315	2,315	2,765	1,840	2,765	3,475	2,315	2,315
SQUARE FT. PER CUBE*	198	132	132	198	132	132	216	144	216	198	132	132
PRICE PER SQUARE FOOT												

# TRAVERTINE 4-PC FRENCH PATTERN DESIGN KIT BULLNOSE TREAD

Available in Walnut and Silver.



16" x 24" (22 Pcs.)

16" x 16" (44 Pcs.)

8" x 16" (22 Pcs.)

8" x 8" (44 Pcs.)

COLOR	Walnut	Silver
THICKNESS (inches)	1 1/4	1 1/4
WEIGHT PER CUBE (lbs.)	2,870	2,870
SQUARE FT. PER CUBE*	176	176
PRICE PER SQUARE FOOT		

Available in Walnut and Silver.



12" x 24"  
1 Long Side - Bull Nosed



COLOR	Walnut	Silver
THICKNESS (inches)	2	2
WEIGHT PER CUBE (lbs.)	1,850	1,850
TREADS PER CUBE	30	30
PRICE PER TREAD		


# NATURAL STONE STEPPING STONES

NEW

COLOR	Buff	Cumberland Gold	Cumberland Grey
DIMENSIONS	ALL 1 1/4" THICK - Sizes of the 6 pieces average 18" x 24"		
WEIGHT PER STEPPING STONE (lbs.)	48		
WEIGHT PER PALLET (lbs.)	1,460		
PRICE PER STEPPING STONE			
PRICE PER PALLET			

Available in Buff, Cumberland Gold and Cumberland Grey

30 Stepping Stones of One Color  
(Sold In Full Pallets Only)



# NATURAL STONE THIN VENEER

STYLE	Butternut LedgeStone		Silver Mountain LedgeStone		Silver LedgeStone			Virginia LedgeStone			
COLOR	Butternut LedgeStone		Silver Mountain LedgeStone		Silver LedgeStone			Virginia LedgeStone			
AVERAGE STONE DIMENSIONS	4"-18" L • 1"-3" H • 3/4"-1 1/4" Thick		4"-18" L • 1"-3" H • 3/4"-1 1/4" Thick		4"-14" L • 1"-2" H • 3/4"-1 1/2" Thick			4"-14" L • 1"-2" H • 3/4"-1 1/2" Thick			
PRODUCT	PALLET	CORNER	PALLET	CORNER	PALLET	HANDY PACK	CORNER	PALLET	HANDY PACK	CORNER	
PACKAGING	120 Sq. Ft./1,610 Lbs. (Sold in Full Pallets Only)	5 Lin. Ft./70 Lbs. (Sold in Handy Packs Only)	120 Sq. Ft./1,610 Lbs. (Sold in Full Pallets Only)	5 Lin. Ft./70 Lbs. (Sold in Handy Packs Only)	120 Sq. Ft./1,490 Lbs. (Sold in Full Pallets Only)	5 Sq. Ft./70 Lbs. (Sold in Full Handy Pack Bags Only)	5 Lin. Ft./56 Lbs. (Sold in Full Handy Pack Bags Only)	120 Sq. Ft./1,490 Lbs. (Sold in Full Pallets Only)	5 Sq. Ft./70 Lbs. (Sold in Full Handy Pack Bags Only)	5 Lin. Ft./56 Lbs. (Sold in Full Handy Pack Bags Only)	
8	PRICE PER	/Sq. Ft.	/Lin. Ft.	/Sq. Ft.	/Lin. Ft.	/Sq. Ft.	/Sq. Ft.	/Lin. Ft.	/Sq. Ft.	/Sq. Ft.	/Lin. Ft.



**NEW**

# NATURALSTONE THIN VENEER - Z PANELS

STYLE												
COLOR	Alpine White			Ashford			New Castle			Ocean Blue		
PANEL SIZE	1 Sq. Ft. • 3/5"-1" Thick			1 Sq. Ft. • 3/4"-1 1/4" Thick			1 Sq. Ft. • 3/5"-1" Thick			1 Sq. Ft. • 3/5"-1" Thick		
PRODUCT	PALLET	HANDY PACK	CORNER	PALLET	HANDY PACK	CORNER	PALLET	HANDY PACK	CORNER	PALLET	HANDY PACK	CORNER
PACKAGING	216 Sq. Ft./ 2,100 Lbs.	6 Sq. Ft./60 Lbs. (Handy Packs Only)	6 Sq. Ft./72 Lbs. (Handy Packs Only)	180 Sq. Ft./ 2,100 Lbs.	5 Sq. Ft./60 Lbs. (Handy Packs Only)	5 Sq. Ft./60 Lbs. (Handy Packs Only)	216 Sq. Ft./ 2,100 Lbs.	6 Sq. Ft./60 Lbs. (Handy Packs Only)	6 Sq. Ft./72 Lbs. (Handy Packs Only)	216 Sq. Ft./ 2,100 Lbs.	6 Sq. Ft./60 Lbs. (Handy Packs Only)	6 Sq. Ft./72 Lbs. (Handy Packs Only)
PRICE PER	/Sq. Ft.	/Sq. Ft.	/Sq. Ft.	/Sq. Ft.	/Sq. Ft.	/Sq. Ft.	/Sq. Ft.	/Sq. Ft.	/Sq. Ft.	/Sq. Ft.	/Sq. Ft.	/Sq. Ft.

STYLE									
COLOR	Desert Beige			Firestorm			Westford		
PANEL SIZE	1.5 Sq. Ft. • 3/4"-1" Thick			1.5 Sq. Ft. • 3/4"-1" Thick			1.5 Sq. Ft. • 3/4"-1" Thick		
PRODUCT	PALLET	HANDY PACK	CORNER	PALLET	HANDY PACK	CORNER	PALLET	HANDY PACK	CORNER
PACKAGING	216 Sq. Ft./ 3,300 Lbs.	4.5 Sq. Ft./70 Lbs. (Handy Packs Only)	4.5 Sq. Ft./72 Lbs. (Handy Packs Only)	216 Sq. Ft./ 3,300 Lbs.	4.5 Sq. Ft./70 Lbs. (Handy Packs Only)	4.5 Sq. Ft./72 Lbs. (Handy Packs Only)	216 Sq. Ft./ 3,300 Lbs.	4.5 Sq. Ft./70 Lbs. (Handy Packs Only)	4.5 Sq. Ft./72 Lbs. (Handy Packs Only)
PRICE PER	/Sq. Ft.	/Sq. Ft.	/Sq. Ft.	/Sq. Ft.	/Sq. Ft.	/Sq. Ft.	/Sq. Ft.	/Sq. Ft.	/Sq. Ft.

**NOTE:**  
 Each 6" Rise Corner Panel = 1 Sq. Ft.  
 Each 9" Rise Corner Panel = 1.5 Sq. Ft.

# NATURALSTONE FLAT COLUMN CAP

CAMBRIDGE NATURAL STONE ROCK FACE FLAT COLUMN CAP Available in Cumberland Blue, Cumberland Brown, Cumberland Grey and Rainbow.

COLOR	Cumberland Blue <sup>NEW</sup>		Cumberland Brown		Cumberland Grey		Rainbow	
DIMENSIONS - 2" Thick	24" x 24"	26" x 26"	24" x 24"	26" x 26"	24" x 24"	26" x 26"	24" x 24"	26" x 26"
WEIGHT PER PIECE (lbs.)	124	145	114	134	115	134	95	111
WEIGHT PER PALLET (lbs.)	2,268	2,662	2,052	2,412	2,066	2,416	1,706	1,994
PRICE PER CAP								



**18 Caps of One Color**  
 (Sold In Full Pallets Only)

# NATURALSTONE TREAD

CAMBRIDGE NATURAL STONE ROCK FACE FLAT TREAD Available in Cumberland Blue, Cumberland Brown, Cumberland Grey, Imperial Brown and Rainbow.

12" x 48" x 2" <b>15 Treads of One Color</b> <i>(Sold In Full Pallets Only)</i>		12" x 60" x 2" <b>12 Treads of One Color</b> <i>(Sold In Full Pallets Only)</i>		12" x 72" x 2" <b>12 Treads of One Color</b> <i>(Sold In Full Pallets Only)</i>	
---	--	---	--	---	--

COLOR	Cumberland Blue			Cumberland Brown			Cumberland Grey			Imperial Brown			Rainbow		
DIMENSIONS - 2" Thick	12"x48"	12"x60"	12"x72"	12"x48"	12"x60"	12"x72"	12"x48"	12"x60"	12"x72"	12"x48"	12"x60"	12"x72"	12"x48"	12"x60"	12"x72"
WEIGHT PER TREAD (lbs.)	130	162	193	136	145	170	115	145	172	112	140	166	95	118	140
WEIGHT PER PALLET (lbs.)	1,940	1,940	2,318	2,040	1,740	2,040	1,730	1,730	2,066	1,670	1,670	1,994	1,425	1,416	1,680
PRICE PER TREAD															

# NATURALSTONE STEP

CAMBRIDGE NATURAL STONE ROCK FACE FLAT STEP Available in Cumberland Brown and Cumberland Grey.

48" Wide x 16" Deep x 6" Thick

72" Wide x 16" Deep x 6" Thick

**6 Steps of One Color**  
 (Sold In Full Pallets Only)

**4 Steps of One Color**  
 (Sold In Full Pallets Only)

COLOR	Cumberland Brown		Cumberland Grey	
DIMENSIONS	48" Wide 16" Deep 6" Thick	72" Wide 16" Deep 6" Thick	48" Wide 16" Deep 6" Thick	72" Wide 16" Deep 6" Thick
WEIGHT PER STONE (lbs.)	475	707	467	700
WEIGHT PER PALLET (lbs.)	2,850	2,828	2,800	2,800
PRICE PER STEP				

# FIRE PITS - Choice of Square or Round • Wood or Gas Burning

## PRE-PACKAGED OLDE ENGLISH SQUARE FIRE PIT KIT

Shown with optional Cambridge Barbeque & Fire Pit Spark Screen in Stainless Steel. Available in Gas Burning.\*



Available in Natural Gas or Liquid Propane (non-cooking units)

**\*GAS FIRE PIT:** 90k BTU, 18" Penta Burner produces even flame in flower-like pattern. All gas fire pits include Lava Rocks (Glass Fire Beads optional). Metal insert not necessary.


### OPTIONAL GRATE INSERT

Turns the Wood Burning Fire Pit into a BBQ Grill. **PRICE: each**

<b>SIZE (inches)</b>	<b>23 (Inside) 48 (Outside) 19 (Height)</b>		
<b>TOTAL WEIGHT (lbs.)</b>	<b>1,850</b>		
<b>PRICE PER KIT</b>		Bluestone Blend	
<b>PRICE PER NATURAL GAS OR PROPANE KIT</b>		Bluestone Blend	

## PRE-PACKAGED MAYTRX SQUARE FIRE PIT KIT

Available in Split Face or Renaissance. Shown with optional Cambridge Barbeque & Fire Pit Spark Screen in Stainless Steel and Grate Insert.



### OPTIONAL GRATE INSERT

Turns the Wood Burning Fire Pit into a BBQ Grill. **PRICE: each**

<b>SIZE (inches)</b>	<b>23 (Inside) 44 (Outside) 21 (Height)</b>		
<b>TOTAL WEIGHT (lbs.)</b>	<b>1,550</b>		
<b>PRICE PER KIT</b>	<b>SPLIT FACE</b>		Bluestone Blend
	<b>RENAISSANCE</b>		

## CAMBRIDGE FIRE PIT OPTIONS & ACCESSORIES

### RING KITS



Designed for Olde English and Pyzique Round Fire Pits. Bullnose (4 pcs. - see page 78 of current catalog) & Cast Stone (3 pcs.) available in Bluestone or Chestnut; Granite is available in Black Uba Tuba or Venetian Gold with a polished finish (2 pieces). Bullnose, Cast Stone and Granite Ring Kits include Fire Brick & Heat Stop Mortar. When purchased, the fire pit metal insert is excluded and will not ship with the fire pit.

<b>PRICE PER RING KIT</b>	<b>BULLNOSE</b>	
	<b>CAST STONE</b>	
	<b>GRANITE</b>	

**NOTE:** Bullnose, Cast Stone or Granite Ring Kit has to be purchased and installed at the same time as the fire pit (purchased separately) because of different installation requirements for these products (firebrick and heat sensitive mortar).

### BARBEQUE & FIRE PIT COVER

An optional galvanized steel cover prevents dirt and debris from entering the fire pit when not in use.

<b>DIAMETER</b>	<b>36"</b>
<b>APPROX. WT.</b>	<b>17 Lbs.</b>
<b>PRICE</b>	

### 24" LOG SET

Made of refractory cement these accent logs are a great option for your gas burning fire pits.

<b>COLOR</b>	<b>Red Oak</b>
<b>PRICE</b>	

### BARBEQUE & FIRE PIT SPARK SCREEN

Optional screen, which is offered in stainless steel and is hinged for easy access to the fire and offers protection from flying embers.

<b>DIAMETER</b>	<b>37"</b>
<b>APPROX. WT.</b>	<b>40 Lbs.</b>
<b>COLOR</b>	<b>Stainless Steel</b>
<b>PRICE</b>	

**NOTE:** An open fire will damage the Spark Screen. It has been specifically designed and engineered for containing sparks and embers only.

### GLASS FIRE BEADS

Ordered separately, these specially designed, oval-shaped, linear beads reflect light and sparkle on the outside when the flame is lit. Choose from Diamond, Aqua and Emerald.

	<b>GLASS BEADS</b>	<b>LAVA ROCKS</b>
<b>NOTE</b>	Sold In Cases Only* 10 Lbs. Per Case	Half a cubic foot per bag
<b>PRICE</b>	<b>PER CASE</b>	<b>PER BAG</b>
	<b>PER LB.</b>	

## PRE-PACKAGED OLDE ENGLISH ROUND BARBEQUE & FIRE PIT KIT

The metal ring insert has dual opposing cooking grates, which cantilever over the fire for cooking. Tip back for fire building or slide back for an unobstructed view and use of the fire. Available in Gas Burning.\*



Available in Natural Gas or Liquid Propane (non-cooking units)

**\*GAS FIRE PIT:** 150k BTU, 24" Penta Burner produces even flame in flower-like pattern. All gas fire pits include Lava Rocks (Glass Fire Beads optional). Metal insert and Grill Grates not necessary.

<b>SIZE (inches)</b>	<b>32 (Inside) 48 (Outside) 16 (Height)</b>		
<b>TOTAL WEIGHT (lbs.)</b>	<b>1,459</b>		
<b>PRICE PER KIT</b>		Bluestone Blend	
<b>PRICE PER NATURAL GAS OR PROPANE KIT</b>		Bluestone Blend	

## PRE-PACKAGED PYZIQUE ROUND BARBEQUE & FIRE PIT KIT

The metal ring insert has dual opposing cooking grates, which cantilever over the fire for cooking. Tip back for fire building or slide back for an unobstructed view and use of the fire. Available in Split Face or Renaissance. Shown with optional Cambridge Barbeque & Fire Pit Spark Screen in Stainless Steel. Available in Gas Burning.\*



Available in Natural Gas or Liquid Propane (non-cooking units)

**\*GAS FIRE PIT:** 150k BTU, 24" Penta Burner produces even flame in flower-like pattern. All gas fire pits include Lava Rocks (Glass Fire Beads optional). Metal insert and Grill Grates not necessary.

<b>SIZE (inches)</b>	<b>32 (Inside) 50 (Outside) 16 (Height)</b>		
<b>TOTAL WEIGHT (lbs.)</b>	<b>1,685</b>		
<b>PRICE PER KIT</b>	<b>SPLIT FACE</b>		Bluestone Blend
	<b>RENAISSANCE</b>		
<b>PRICE PER NATURAL GAS OR PROPANE KIT</b>	<b>SPLIT FACE</b>		Bluestone Blend
	<b>RENAISSANCE</b>		

## PRE-PACKAGED LEDGESTONE ROUND BARBEQUE & FIRE PIT KIT

The metal ring insert has dual opposing cooking grates, which cantilever over the fire for cooking. Tip back for fire building or slide back for an unobstructed view and use of the fire. Shown with optional Cambridge Barbeque & Fire Pit Spark Screen in Stainless Steel. Available in Gas Burning.\*



Available in Natural Gas or Liquid Propane (non-cooking units)

**\*GAS FIRE PIT:** 150k BTU, 24" Penta Burner produces even flame in flower-like pattern. All gas fire pits include Lava Rocks (Glass Fire Beads optional). Metal insert and Grill Grates not necessary.

<b>SIZE (inches)</b>	<b>32 (Inside) 50 (Outside) 16 (Height)</b>		
<b>TOTAL WEIGHT (lbs.)</b>	<b>1,459</b>		
<b>PRICE PER KIT</b>		Bluestone Blend	
<b>PRICE PER NATURAL GAS OR PROPANE KIT</b>		Bluestone Blend	



# GARDEN GATE KIT

Specially designed for exterior use, this stylish solid mahogany door and frame are already oiled and ready to install. It can also be stained or finished for your choice of final effect. All joints are glued using tongue and groove and sloping joint connections for superior durability. Sold as a left-hand swing gate but can be adjusted on-site to work as a right-hand swing. A dead bolt provides added security. This item is the perfect finishing accent for your Cambridge Outdoor Living Space! Add privacy to a perimeter wall by securing the door between two columns built from any style Cambridge Wallstones as shown. Includes hinges, deadbolt lock and key. Sold as a traditional garden gate. After market decorative latches and/or straps can be added to your taste.



SIZE (inches)	36" W x 80" H - Including a dramatic 27" diameter opening.
TOTAL WEIGHT (lbs.)	150
PALLET SIZE	1 OVERSIZED PALLET (2 Truck Spaces)
PRICE PER KIT	

## PRE-PACKAGED COLUMN KITS



### PRE-PACKAGED COLUMN KIT

Each kit is conveniently pre-packaged with Cambridge 6 inch column wallstones to build one 22 in. x 22 in. column, 4 ft. high above ground with one course buried. Just add our cap and hat kit or Cambridge Natural Stone or Cast Stone Caps (NOT INCLUDED). To add an electrical fixture, a 6 in. cavity is left in the center of the column for wiring.

SIZE (inches)	22 x 22 (Width), 48 (Height)		
TOTAL WEIGHT (lbs.)	1,940		
PALLET SIZE	1		
PRICE PER KIT	SPLIT FACE		Bluestone Blend
	RENAISSANCE		

### PRE-PACKAGED COLUMN KIT CAP & HAT

For Cambridge Pre-Packaged Column Kit or other column applications. Add a finished cap with or without a second hat dimension (i.e. Cap & Hat). No cutting or splitting is required on either "Cap" or "Hat".

CAP - APPROX. SIZE (inches)	3H x 25D x 25W (4 Pc. Set = 1 Cap)		
HAT - APPROX. SIZE (inches)	3H x 20D x 20W (4 Pc. Set = 1 Hat)		
WEIGHT PER KIT (lbs.)	144 (Cap) 92 (Hat)		
CAP - PRICE PER KIT	SPLIT FACE		Bluestone Blend
	RENAISSANCE		
HAT - PRICE PER KIT	SPLIT FACE		Bluestone Blend
	RENAISSANCE		



## PRE-PACKAGED COLUMN MAILBOX KITS



### PRE-PACKAGED MAYTRX WALL COLUMN MAILBOX KIT

Each kit is conveniently pre-packaged and pre-cut with the required number (44) Cambridge 6 inch column wallstones to build one 22 in. x 22 in. mailbox column 5 ft. high above ground with one course buried. Includes a fiberglass box with powder-coated, forged metal door in an antique bronze finish. No cutting necessary. Just add our cap and hat kit or Cambridge Natural Stone or Cast Stone Caps (NOT INCLUDED).

SIZE IN (inches)	22 x 22 (Width), 60 (Height)		
TOTAL WEIGHT (lbs.)	2,350		
COLUMNS PER PALLET	1		
PRICE PER KIT	SPLIT FACE		



### PRE-PACKAGED OLDE ENGLISH WALL COLUMN MAILBOX KIT

Each kit is conveniently pre-packaged and pre-cut with Olde English wallstones to build one 20 in. x 20 in. mailbox column 4 ft. 10 in. high above ground with 2 in. buried. Includes a fiberglass box with powder-coated, forged metal door in an antique bronze finish. No cutting necessary. Just add our cap and hat kit or Cambridge Natural Stone or Cast Stone Caps (NOT INCLUDED).

SIZE IN (inches)	20 x 20 (Width), 58 (Height)		
TOTAL WEIGHT (lbs.)	1,507		
COLUMNS PER PALLET	1		
PRICE PER KIT			Sandstone Blend (Custom Order Only)



**MAILBOX CARE & MAINTENANCE:** Many mailbox installations are in areas that expose the mailbox to road salt from snow/ice removal. This can be very damaging to the painted metal surface. Also, locations near the ocean expose the surface to highly corrosive salt air, as well as acid rain, and smog will also damage the painted surface. A periodic cleaning of the painted surface of your mailbox with a mild detergent, water and soft brush will help keep your mailbox looking like new. In addition, a clear spray (no buff) car wax can help protect the painted finish. This process is recommended 2-3 times a year if possible. This quick maintenance will help your mailbox last for many years to come. **Rust, corrosion, wear, and tear are not covered under warranty.**

## CAST STONE COLUMN CAPS

Caps are available in two dimensions (24" x 24" and 26" x 26") in Bluestone or Chestnut. On an Olde English Wall Column, a 24" x 24" cap will provide a 2" reveal while a 3" reveal will be achieved with a 26" x 26" cap. On a Cambridge Pre-Packaged Column Kit, a 24" x 24" cap will provide a 1" reveal and a 26" x 26" cap will give a 2" reveal.

### CAST STONE FLAT COLUMN CAP

16 Caps of One Color

(Sold In Full Pallets Only)



### CAST STONE PYRAMID CAP

8 Caps of One Color

(Sold Individually & in Full Pallets)



### CAST STONE LIGHT COLUMN CAP

with flat surface on peak for fixture

8 Caps of One Color

(Sold Individually & in Full Pallets)



SIZE (inches)	24 x 24 (Width) 3 (Thick)		26 x 26 (Width) 3 (Thick)		24 x 24 (Width) 2 5/8 (Thick)		26 x 26 (Width) 2 5/8 (Thick)		24 x 24 (Width) 2 5/8 (Thick)		26 x 26 (Width) 2 5/8 (Thick)	
	Weight (lbs.)	Weight (lbs.)	Weight (lbs.)	Weight (lbs.)	Weight (lbs.)	Weight (lbs.)	Weight (lbs.)	Weight (lbs.)	Weight (lbs.)	Weight (lbs.)	Weight (lbs.)	Weight (lbs.)
WEIGHT PER CAP (lbs.)	141	165	183	201	173	191						
WEIGHT PER PALLET (lbs.)	2,306	2,690	1,514	1,658	1,434	1,578						
PRICE PER CAP (SOLD BY THE PALLET)	Chestnut	Bluestone	Chestnut	Bluestone	Chestnut	Bluestone	Chestnut	Bluestone	Chestnut	Bluestone	Chestnut	Bluestone
PRICE PER CAP (SOLD BY THE PIECE)												



# CAST STONE STEPPING STONES

Create the look of a natural stone pathway in gardens and other outdoor settings using 6 different, irregularly shaped stepping-stones. Position the stones randomly in a path design of your liking and separate them with grass, pebble stones or mulch.

Available in Bluestone, Chestnut & Boulder Blend.



DIMENSIONS	ALL 2" THICK Sizes of the 6 pieces vary from 15" x 21 1/2" TO 17" x 23 1/2"
WEIGHT PER STEPPING STONE (lbs.)	65
WEIGHT PER PALLET (lbs.)	2,390
PRICE PER STEPPING STONE	
PRICE PER PALLET	

**36 Stepping Stones  
of One Color**  
*(Sold In Full Pallets Only)*

# CAST STONE STEPS

For maximum convenience in creating landscape steps, the 6" thick steps are available in 48" and 72" lengths (sold separately) and also as a pre-packaged kit containing the ten pieces of cast stone needed to complete a staircase with four steps as shown. A choice of Bluestone or Chestnut will coordinate beautifully with all Cambridge Wall and Pavingstone colors as well as natural stone and other landscape materials.



**8 Steps of One Color**  
*(Sold In Full Pallets Only)*

**6 Steps of One Color**  
*(Sold In Full Pallets Only)*

**Total Pallets: 1**



STEP SIZE	48" CAST STONE STEP	72" CAST STONE STEP
DIMENSIONS	48" Wide 16" Deep 6" Thick	72" Wide 16" Deep 6" Thick
WEIGHT PER STEP (lbs.)	379	569
WEIGHT PER PALLET (lbs.)	3,082	3,489
PRICE PER STEP	Chestnut    Bluestone	Chestnut    Bluestone

STEP SIZE	48" CAST STONE STAIR KIT	72" CAST STONE STAIR KIT
DIMENSIONS	48" Wide 58" Deep 24" Thick	72" Wide 58" Deep 24" Thick
WEIGHT PER PALLET (lbs.)	2,700	3,286
PRICE PER KIT	Chestnut    Bluestone	Chestnut    Bluestone

# CAST STONE PALISADES 4-PC. STEP SET

From molds inspired by outcrops on cliffs, steep hillsides, mountain ridges, river banks and other bedrock formations and protrusions, the 4 pieces — each having distinctive characteristics of their own — can be stepped back, rotated and positioned in dozens of ways. Up to 8 different face and edge textures can be utilized to build a staircase with a unique, natural appearance.

Available in Bluestone, Chestnut & Boulder Blend.

**4 Steps of One Color**  
*(Sold In Full Pallets Only)*



DIMENSIONS	48" Wide • 32" Deep • 6" Thick
WEIGHT PER STEP (lbs.)	720
WEIGHT PER PALLET (lbs.)	2,930
PRICE PER STEP	



# CAMBRIDGE FULLY-ASSEMBLED KITS\*

Most Fully-Assembled Kits are available in 2 colors: Toffee/Onyx or Sahara/Chestnut

## THE BERKSHIRE FULLY-ASSEMBLED FIREPLACE

### THE BERKSHIRE FULLY-ASSEMBLED WOOD-BURNING OUTDOOR FIREPLACE

Made of Olde English wall and Olde English pavingstones in Toffee/Onyx with details of contrasting Brandywine Brick Alley pavingstones set in herringbone and linear patterns, this scaled-down fireplace makes a perfect component for a patio or an outdoor living room where available space needs to be addressed in the planning stages. The fireplace comes complete with a stainless steel chimney liner, termination cap, spark screen and log grate. Only available in Toffee/Onyx.

*The Berkshire Fully-Assembled Fireplace Kit is only available in:*

- Toffee/Onyx with details of contrasting Brandywine Brick Alley Cast Stone Pavers

<b>DIMENSIONS</b>	8' 2 1/2" H • 4' 1/2" W 3' 8" D
<b>TOTAL PALLETS</b>	2
<b>TOTAL WEIGHT (lbs.)</b>	6,300
<b>PRICE PER KIT</b>	

#### OPTIONAL FIREWOOD BOX EXTENSION

(Right & left side sold separately)

**DIMENSIONS:** 35" H, 29 3/4" W, 37" D

**TOTAL PALLETS:** 1

**WEIGHT (lbs.):** 1,644

**PRICE:**



## OLDE ENGLISH FULLY-ASSEMBLED FIREPLACE

### OLDE ENGLISH FULLY-ASSEMBLED OUTDOOR FIREPLACE WITH OPTIONAL WATERFALL/FIREWOOD BOX COMBINATION EXTENSIONS

This fireplace provides a sensual sensation that stimulates the spirit of outdoor living by combining the warmth and comfort of a crackling wood fire with the hypnotic sound of a waterfall and the visual appeal of accent lighting right on your patio or within your outdoor living room setting. Note the arched hearth opening and a recessed cast stone diamond-shaped, decorative medallion.

- Made of Cambridge Olde English Wall™ with a Cambridge Bullnose hearth ledge, mantle and chimney top
- Complete with a stainless steel chimney liner, termination cap, spark screen and log grate
- Genuine granite tiles on 4 sides

*Olde English Fully-Assembled Fireplace Kits are available in 2 styles:*

- Toffee/Onyx with Black Uba Tuba Granite and Bluestone Trim
- Sahara/Chestnut with Venetian Gold Granite and Chestnut Trim

<b>DIMENSIONS</b>	8' 5 1/2" H • 4' 11 7/8" W 4' 7 7/8" D
<b>TOTAL PALLETS</b>	3
<b>TOTAL WEIGHT (lbs.)</b>	7,774
<b>PRICE PER KIT</b>	

#### OPTIONAL FIREWOOD BOX EXTENSION

(Right & left side sold separately)

**DIMENSIONS:** 38 1/2" H, 34" W, 36" D

**TOTAL PALLETS:** 1

**WEIGHT (lbs.):** 1,950

**PRICE:**



#### OPTIONAL WATERFALL/FIREWOOD BOX EXTENSION


(Right & left side sold separately) Select one color for the lighted waterfall or run all 16 sequentially by remote control.

**DIMENSIONS:** 42 1/2" H, 34" W, 38 1/4" D

**TOTAL PALLETS:** 1

**WEIGHT (lbs.):** 1,880

**PRICE:**



## OLDE ENGLISH FULLY-ASSEMBLED PIZZA OVEN

### OLDE ENGLISH FULLY-ASSEMBLED OUTDOOR PIZZA OVEN

Be the best pizza chef in town and the talk of friends and family! Bake the most delicious, traditional Italian pizza pies, open-faced baguette pizzas, homemade breads as well as roast vegetables and a variety of dishes right in your own backyard... all with authentic, brick oven flavor. The Old World look is further enhanced with an arch design over the wood storage compartment and 2 bands of granite tiles on 4 sides.

- Firebrick-lined wood burning chamber
- A floor containing a special cooking stone eliminates the need to rotate the pizza while it's cooking
- Vented damper adjusts air flow for temperature control
- Stainless steel chimney liner, termination cap and spark screen
- Professional Quality Care & Cooking Package
- Temperature gauge and drop-down doors with heat dissipating, stainless steel handles
- Genuine granite tiles on 4 sides

*Olde English Fully-Assembled Pizza Oven Kits are available in 2 styles:*

- Toffee/Onyx with Black Uba Tuba Granite and Bluestone Trim
- Sahara/Chestnut with Venetian Gold Granite and Chestnut Trim

<b>DIMENSIONS</b>	7' 8" H • 4' 11 1/2" W 3' 7 3/4" D
<b>TOTAL PALLETS</b>	2
<b>TOTAL WEIGHT (lbs.)</b>	7,212
<b>PRICE PER KIT</b>	

#### PROFESSIONAL QUALITY CARE & COOKING PACKAGE

- 13" Rectangular pizza peel for inserting and removing your pizza
- 8" Round pizza peel (for rotating pizza; not necessary with Fully-Assembled pizza oven)
- Adjustable brush with copper bristles
- Oven rake and ash shovel
- Wall-mounted peel rack



\*NOTE: Detailed instructions can be found online and are included with components. Concrete pad must be poured and first course installed prior to placing components.



# FULLY-ASSEMBLED GRAND COLUMN

The multi-dimensional design makes a grand statement from top to bottom. Made of Olde English Wallstones & Pavers with insets of Cambridge 4 x 8 Holland Pavingstones from The KingsCourt Collection set in a herringbone pattern on 4 sides. The column is topped off with Bullnose accent trim from The Crusader Collection under a Cambridge Cast Stone Light Cap. Available in 2 sizes – Large (32" x 32", 56" high) and Extra Large (42" x 42", 68" high) – to meet your individual needs. Shown in Extra Large with optional Column Mailbox Insert.

COLUMN SIZE	LARGE	EXTRA LARGE
DIMENSIONS	32" x 32" x 56" High	42" x 42" x 68" High
TOTAL PALLETS	1	1
TOTAL WEIGHT (lbs.)	2,350	4,057
PRICE PER KIT		
WITH MAILBOX		

## Olde English Fully-Assembled Grand Column

Kits are available in 2 styles:

- Toffee/Onyx with Bluestone Trim
- Sahara/Chestnut with Chestnut Trim



# FULLY-ASSEMBLED OLDE ENGLISH WALL KITCHEN

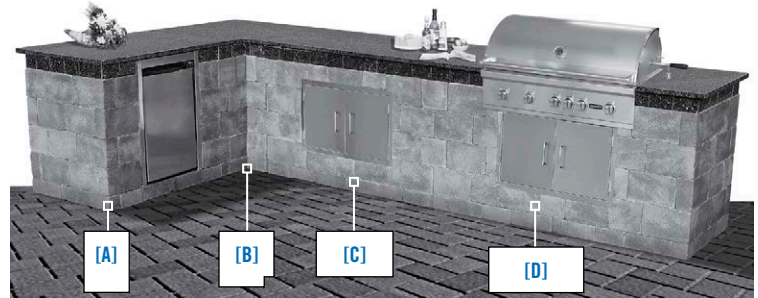
Custom Order Only

Custom qualities with fully assembled convenience! Put all of the amenities you need for food preparation, cooking and grilling within arm's reach in the custom configuration that is perfect for you. Whether "L" Shape (as shown), "U" Shape or Straight you can arrange the components to create the kitchen of your dreams. Ready to be joined together, the 4 open-air kitchen modules were designed to achieve a perfect fit using advanced laser technology.

- Made with Cambridge Olde English Wall
  - Stainless steel appliances
  - Genuine granite tiles on 4 sides
- Olde English Fully-Assembled Kitchen Kits are available in 2 styles:*
- Toffee/Onyx with Black Uba Tuba Granite
  - Sahara/Chestnut with Venetian Gold Granite

Get your Kitchen Design Template today! Visit your Authorized Cambridge Distributor.

SECTION	[A] REFRIGERATOR CABINET	[B] CORNER UNIT	[C] DOUBLE DOOR CABINET	[D] GRILL CABINET
DIMENSIONS	4' 1/4" L • 3' D • 3' 2" H	3' 6 1/2" L • 3' D • 3' 2" H	5' 1/2" L • 3' D • 3' 2" H	6' 2 1/4" L • 3' D • 3' 2" H
PALLETS	2	2	2	2
WEIGHT (lbs.)	2,415	2,285	2,730	3,470
PRICE PER KIT				



## STAINLESS STEEL APPLIANCES

- Grill (38" Wide x 20" Deep)
- 5 Burners with 75,000 BTU auto-ignition
- 2 Lights for nighttime cooking
- Refrigerator
- Rotisserie
- Built-in thermometer
- Warming rack
- Slide-out grease tray
- Cabinet access doors

# FULLY-ASSEMBLED OUTDOOR GRILL ISLAND

This compact yet versatile gas cooking and grilling component has all of the grand conveniences that barbeque aficionados put on their wish lists — durable Cambridge hardscape materials, a polished granite countertop and a band of granite tiles on 4 sides. Complete with a premium grade, Stainless Steel Appliance Package. Consider placing one alone on a concrete pad or next to a Cambridge Outdoor Pizza Oven for an ultimate backyard cooking experience.

- Made With Olde English Wall
- Genuine granite tiles on 4 sides

DIMENSIONS	6' 3 1/4" L x 3' D x 3' 2" H
TOTAL PALLETS	2
TOTAL WEIGHT (lbs.)	3,985
PRICE PER KIT	

## STAINLESS STEEL APPLIANCE PACKAGE

- Grill (38" Wide x 20" Deep)
- 5 Burners with 75,000 BTU auto-ignition
- 2 Lights for nighttime cooking
- Rotisserie
- Built-in thermometer
- Warming rack
- Slide-out grease tray
- Cabinet access doors

## Olde English Fully Assembled Grill

Kits are available in 2 styles:

- Toffee/Onyx with Black Uba Tuba Granite
- Sahara/Chestnut with Venetian Gold Granite



# FULLY-ASSEMBLED GAS FIRE TABLE

- Made with Cambridge Olde English Wallstones
- Cambridge Bullnose footrest
- 60" diameter table ring granite (Black Uba Or Venetian Gold)
- Natural Gas or Liquid Propane (Specify at time of order)
- 150K BTU, 24" Penta Burner produces even flame in flower-like pattern
- Includes Lava Rocks (Glass Fire Beads optional)

DIMENSIONS	32" Inside Diameter • 60" Outside Diameter • 29" High
TOTAL PALLETS	2
TOTAL WEIGHT (lbs.)	3,092
PRICE PER KIT	

## Olde English Fully-Assembled Fire Table Kits are available in 2 styles:

- Toffee/Onyx with Black Uba Tuba Granite
- Sahara/Chestnut with Venetian Gold Granite

## CAMBRIDGE GLASS FIRE BEADS

Ordered separately, these specially designed, oval-shaped, linear beads reflect light and sparkle on the outside when the flame is lit. Their unique shape allows the flames to move freely between each bead following the smooth contours to create a dancing liquid-like display. Choose from Diamond, Aqua and Emerald. Bead colors can be mixed to create unique designs. See product information on Page 10.





# FULLY-ASSEMBLED STONE VENEER KITS\*

All Fully Assembled Stone Veneer Kits Are Available In 2 Colors: Midnight Slate and Santa Fe

## FULLY-ASSEMBLED STONE VENEER FIREPLACE

### FULLY-ASSEMBLED STONE VENEER OUTDOOR FIREPLACE WITH OPTIONAL FIREWOOD BOX COMBINATION EXTENSIONS

For those interested in more natural stone character – this wood-burning fireplace version that features Cambridge Stone Veneer facing in Canyon Ledge and Ledgestone Wall accenting is the perfect fit for you. Two of our most popular trendsetters are paired-up for a look that's unique to Cambridge.

- Made of Stone Veneer Canyon Ledge & Ledgestone Wall with a Bullnose hearth ledge, mantle & chimney top
- Complete with a Stainless Steel Chimney Liner, Termination Cap, Spark Screen & Log Grate

All Fully-Assembled Stone Veneer Fireplace Kits are available in 2 styles:

- Stone Veneer Canyon Ledge Santa Fe & Ledgestone Wall Sahara/Chestnut with Cambridge Bullnose Trim Chestnut
- Stone Veneer Canyon Ledge Midnight Slate & Ledgestone Wall Toffee/Onyx with Cambridge Bullnose Trim Bluestone

<b>DIMENSIONS</b>	<b>8' 5 1/2" H • 4' 11 7/8" W 4' 7 7/8" D</b>
<b>TOTAL PALLETS</b>	<b>3</b>
<b>TOTAL WEIGHT (lbs.)</b>	<b>7,747</b>
<b>PRICE PER KIT</b>	

#### OPTIONAL FIREWOOD BOX EXTENSION



(Right & left side sold separately)

**DIMENSIONS: 38 1/2" H, 34" W, 36" D**

**TOTAL PALLETS: 1**

**WEIGHT (lbs.): 1,750**

**PRICE:**



Custom Order Only

## FULLY-ASSEMBLED STONE VENEER KITCHEN

### FULLY-ASSEMBLED STONE VENEER KITCHEN


Custom qualities with fully-assembled convenience! Put all of the amenities you need for food preparation, cooking and grilling within arm's reach in the custom configuration that is perfect for you. Whether "L" Shape, "U" Shape or Straight you can arrange the components to create the kitchen of your dreams. Ready to be joined together, the 4 open-air kitchen modules were designed to achieve a perfect fit.

- Made with Stone Veneer Canyon Ledge with Ledgestone Wallstone base.
- Stainless steel appliances

All Fully-Assembled Stone Veneer Kitchen Kits are available in 2 styles:

- Stone Veneer Canyon Ledge Santa Fe with Venetian Gold Granite
- Stone Veneer Canyon Ledge Midnight Slate with Black Uba Tuba Granite

Get your Kitchen Design Template today! Visit your Authorized Cambridge Distributor.



SECTION	[A] REFRIGERATOR CABINET	[B] CORNER UNIT	[C] DOUBLE DOOR CABINET	[D] GRILL CABINET
<b>DIMENSIONS</b>	<b>4' 1/4" L • 3' D • 3' 2" H</b>	<b>3' 6 1/2" L • 3' D • 3' 2" H</b>	<b>5' 1/2" L • 3' D • 3' 2" H</b>	<b>6' 2 1/4" L • 3' D • 3' 2" H</b>
<b>PALLETS</b>	<b>2</b>	<b>2</b>	<b>2</b>	<b>2</b>
<b>WEIGHT (lbs.)</b>	<b>2,000</b>	<b>1,700</b>	<b>2,600</b>	<b>3,030</b>
<b>PRICE PER KIT</b>				

#### STAINLESS STEEL APPLIANCES

- Grill (38" Wide x 20" Deep)
- 5 Burners with 75,000 BTU auto-ignition
- 2 Lights for nighttime cooking
- Refrigerator
- Rotisserie
- Built-in thermometer
- Warming rack
- Slide-out grease tray
- Cabinet access doors

## STONE VENEER GRILL ISLAND

### FULLY-ASSEMBLED STONE VENEER GRILL ISLAND

This Fully-Assembled Stone Veneer gas cooking and grilling component is made of durable Cambridge hardscape materials, polished granite countertop, and a premium grade, Stainless Steel Appliance Package. Consider placing one alone on a concrete pad or next to a Cambridge Stone Veneer Fireplace for the ultimate backyard experience.

- Made with Cambridge Stone Veneer Canyon Ledge with Ledgestone Wallstone base
- Corner Column Lights shown (not included)

All Fully-Assembled Stone Veneer Grill Kits are available in 2 styles:

- Stone Veneer Canyon Ledge Santa Fe with Venetian Gold Granite
- Stone Veneer Canyon Ledge Midnight Slate with Black Uba Tuba Granite

<b>DIMENSIONS</b>	<b>6' 3 1/4" L x 3' D x 3' 2" H</b>
<b>TOTAL PALLETS</b>	<b>2</b>
<b>TOTAL WEIGHT (lbs.)</b>	<b>3,030</b>
<b>PRICE PER KIT</b>	



## STONE VENEER PIZZA OVEN

### FULLY-ASSEMBLED STONE VENEER PIZZA OVEN

This Fully-Assembled Stone Veneer Pizza Oven has all the same great amenities as our Olde English Fully-Assembled Pizza Oven including Professional Quality Care & Cooking Package, but now with the look of natural stone.

- Made with Cambridge Stone Veneer Canyon Ledge with Ledgestone Wallstone base

Fully-Assembled Stone Veneer Pizza Ovens are available in 2 styles:

- Stone Veneer Canyon Ledge Santa Fe & Ledgestone Wall Sahara/Chestnut with Cambridge Bullnose Trim Chestnut
- Stone Veneer Canyon Ledge Midnight Slate & Ledgestone Wall Toffee/Onyx with Cambridge Bullnose Trim Bluestone

<b>DIMENSIONS</b>	<b>7' 8" H • 4' 11 1/2" W • 3' 7 3/4" D</b>
<b>TOTAL PALLETS</b>	<b>2</b>
<b>TOTAL WEIGHT (lbs.)</b>	<b>6,510</b>
<b>PRICE PER KIT</b>	



\*NOTE: Detailed instructions can be found online and are included with components. Concrete pad must be poured and first course installed prior to placing components.



**[A] MINI FULLY-ASSEMBLED OLDE ENGLISH FIREPLACE**

*Mini Fully-Assembled Olde English Fireplaces are available in 2 styles:*

- Olde English Wall Toffee/Onyx w/ Bullnose Bluestone Blend trim and Black Uba Tuba granite tiles
- Olde English Wall Sahara/Chestnut w/ Bullnose Chestnut trim and Venetian Gold granite tiles



**[B] MINI FULLY-ASSEMBLED CANYON LEDGE FIREPLACE**

*Mini Fully-Assembled Canyon Ledge Fireplaces are available in 2 styles:*

- Canyon Ledge Santa Fe w/ Bullnose Chestnut trim and Ledgestone Wallstone Sahara/Chestnut
- Canyon Ledge Midnight Slate w/ Bullnose Bluestone Blend trim and Ledgestone Wallstone Toffee/Onyx



**[C] FULLY-ASSEMBLED OLDE ENGLISH BENCH W/ LEDGESTONE CAP**

*Fully-Assembled Olde English Benches w/ Ledgestone Cap are available in 2 styles:*

- Olde English Wall Sahara Chestnut w/ Ledgestone Cap Mocha
- Olde English Wall Toffee/Onyx w/ Ledgestone Cap Bluestone Blend



**[D] FULLY-ASSEMBLED OLDE ENGLISH BENCH W/ BULLNOSE CAP**

*Fully-Assembled Olde English Benches w/ Bullnose Cap are available in 2 styles:*

- Olde English Wall Sahara Chestnut w/ Bullnose Cap Chestnut
- Olde English Wall Toffee/Onyx w/ Bullnose Cap Bluestone Blend

BOUTIQUE COLLECTION	[A] MINI OLDE ENGLISH FIREPLACE	[B] MINI CANYON LEDGE FIREPLACE	[C] O.E. BENCH W/ LEDGESTONE CAP	[D] O.E. BENCH W/ BULLNOSE CAP
DIMENSIONS	8' 3" H x 3' 4" W x 3' 10 1/4" D	8' 3" H x 3' 4" W x 3' 10 1/4" D	OUTSIDE RADIUS 6' 11 1/4" W • 2' 1" D INSIDE RADIUS 5' 8" W • SEAT HEIGHT 18 3/8"	OUTSIDE RADIUS 6' 11 1/4" W • 2' 1" D INSIDE RADIUS 5' 8" W • SEAT HEIGHT 18 3/4"
TOTAL PALLETS	2	2	1	1
TOTAL WEIGHT (lbs.)	4,625	4,435	1,070	1,070
PRICE PER KIT				

*NOTE: Cap dimensions are included in bench measurements.*

## PRE-CUT & PRE-PACKAGED MAYTRX SEATING WALL KIT



**[E] QUARTER ROUND**

*Half & Quarter Round MaytrX Seating Wall Kits are available in 3 styles (Split Face Only):*

- MaytrX Wall Onyx/Natural with Natural Stone Bullnose Treads & Column Caps Cumberland Grey
- MaytrX Wall Sahara/Chestnut with Natural Stone Bullnose Treads & Column Caps Cumberland Brown
- MaytrX Wall Toffee/Onyx with Natural Stone Bullnose Treads & Column Caps Cumberland Blue

*NOTE: Column Kits (2) are included. Firepit is NOT included.*

*Total Natural Stone Bullnose treads for Quarter Round = 6 (3 seat / 3 wall cap) and Total Natural Stone Bullnose treads for Half Round = 12 (6 seat / 6 wall cap)*



**[F] HALF ROUND**

SEATING WALL KIT	[E] QUARTER ROUND	[F] HALF ROUND
DIMENSIONS	14' 10" W, 5' D HEIGHTS: SEAT 17 5/8" • BACK WALL: 35 5/8" • COLUMN: 47 5/8"	15' 10" W, 9' 11" D HEIGHTS: SEAT 17 5/8" • BACK WALL 35 5/8" • COLUMN 47 5/8"
TOTAL PALLETS	6	9
TOTAL WEIGHT (lbs.)	11,075	24,854
PRICE PER KIT		



## PRE-PACKAGED OLDE ENGLISH PAVER OUTDOOR FIREPLACE KIT

Designed with small individual paver units, the Cambridge Pre-Packaged Olde English Paver Fireplace Kit has all the characteristics of a traditional brick fireplace. This kit is complete with a top of the line stainless steel fireplace, it also features stainless steel curtain pull screens, a stainless steel fire grate, a 4-foot high, air-cooled chimney and black powder coated termination cap complete with galvanized flashing. Also standard are refractory brick panels inside the firebox and five 6" x 6" polished granite tiles for the face on the front of the unit. Shipped as a wood burning unit, the fireplace can also be converted to gas. Only minimal cutting of approximately 23 pcs. of Olde English Pavers is required. See instructions. Step-by-step instructions in English and Spanish are included.



<b>DIMENSIONS</b>	7' 4" H x 4' 10" W x 4' 1/4" D (Fireplace including Chimney Cap) 20 3/16" H x 30" W x 20 1/4" D (Firebox)
<b>TOTAL PALLETS</b>	4
<b>TOTAL WEIGHT (lbs.)</b>	6,400
<b>PRICE PER KIT</b>	

## PRE-PACKAGED OLDE ENGLISH PAVER FIREPLACE KIT WITH CAST STONE SURROUND DELUXE

Complete with an arched design Cast Stone Fireplace Surround, full width hearth, mantel, chimney cap and 8 1/8" x 8 1/8" square medallion. The surrounds are made of Architectural Cast Stone, which has the look of natural stone, and is a highly refined precast concrete combining the finest raw materials, one of the most advanced manufacturing technologies and exquisite craftsmanship to create a product worthy of your project. Cast stone is available in 2 color choices: Bluestone and Chestnut.




<b>DIMENSIONS</b>	7' 4" H x 4' 10" W x 4' 1/4" D (Fireplace including Chimney Cap) 20 3/16" H x 30" W x 20 1/4" D (Firebox)
<b>TOTAL PALLETS</b>	5
<b>TOTAL WEIGHT (lbs.)</b>	7,388
<b>PRICE PER KIT</b>	

## PRE-PACKAGED OLDE ENGLISH PAVER FIREPLACE KIT WITH CAST STONE SURROUND

### WHILE SUPPLIES LAST!

Complete with a square design Cast Stone Fireplace Surround, full width hearth and 8 1/8" x 8 1/8" square medallion. Cast stone is available in 2 color choices: Bluestone and Chestnut.



<b>TOTAL PALLETS</b>	5
<b>TOTAL WEIGHT (lbs.)</b>	7,030
<b>PRICE PER KIT</b>	

## OPTIONAL OLDE ENGLISH PAVER FIREWOOD BOX EXTENSION KIT



<b>DIMENSIONS</b>	31" H x 40" W x 36" D
<b>TOTAL PALLETS</b>	1
<b>WEIGHT (lbs.)</b>	2,425
<b>PRICE PER KIT</b>	

## NATURAL GAS OPTION 18" DUAL OUTDOOR BURNER/LOG SET KIT



<b>DIMENSIONS</b>	18" WIDE
<b>WEIGHT (lbs.)</b>	66
<b>PRICE PER KIT</b>	Red Oak



# PRE-PACKAGED FIREPLACE KITS

## PRE-PACKAGED OLDE ENGLISH WALL OUTDOOR FIREPLACE KIT

The largest of the three Cambridge Pre-Packaged Fireplace Kits, the Olde English Wall Fireplace is the perfect kit for extending your outdoor living space. This kit is complete with a top of the line stainless steel fireplace, it also features stainless steel curtain pull screens, a stainless steel fire grate, a 4-foot high, air-cooled chimney and black powder coated termination cap complete with galvanized flashing. Also standard are refractory brick panels inside the firebox and five 8" x 8" polished granite tiles for the face on the front of the unit. Although shipped as a wood burning unit, it may also be converted to gas. See instructions. Ready to Install... absolutely NO cutting necessary. Step-by-step instructions in English and Spanish are included.



<b>DIMENSIONS</b>	9' H x 6' 8" W x 4' 4" D (Fireplace including Chimney Cap) 22 1/4" H x 41" W x 21 1/4" D (Firebox)
<b>TOTAL PALLETS</b>	8
<b>TOTAL WEIGHT (lbs.)</b>	18,500
<b>PRICE PER KIT</b>	

## CAMBRIDGE PRE-PACKAGED OLDE ENGLISH WALL FIREPLACE KIT WITH CAST STONE SURROUND DELUXE

Complete with an arched design Cast Stone Fireplace Surround, full width hearth, mantel, chimney cap and 12" x 12" square medallion. The surrounds are made of Architectural Cast Stone, which has the look of natural stone, and is a highly refined precast concrete combining the finest raw materials, one of the most advanced manufacturing technologies and exquisite craftsmanship to create a product worthy of your project. Cast stone is available in 2 color choices: Bluestone and Chestnut.



<b>DIMENSIONS</b>	9' H x 6' 8" W x 4' 4" D (Fireplace including Chimney Cap) 22 1/4" H x 41" W x 21 1/4" D (Firebox)
<b>TOTAL PALLETS</b>	8
<b>TOTAL WEIGHT (lbs.)</b>	16,000
<b>PRICE PER KIT</b>	

## PRE-PACKAGED OLDE ENGLISH WALL FIREPLACE KIT WITH CAST STONE SURROUND


### WHILE SUPPLIES LAST!

Complete with a square design Cast Stone Fireplace Surround, full width hearth and 12" x 12" square medallion. The cast stone is available in 2 color choices: Bluestone and Chestnut.



<b>TOTAL PALLETS</b>	9
<b>TOTAL WEIGHT (lbs.)</b>	18,955
<b>PRICE PER KIT</b>	

## OPTIONAL OLDE ENGLISH WALL FIREWOOD BOX EXTENSION KIT



<b>DIMENSIONS</b>	36" H x 44" W x 32" D
<b>TOTAL PALLETS</b>	1
<b>WEIGHT (lbs.)</b>	2,820
<b>PRICE PER KIT</b>	

## NATURAL GAS OPTION 24" DUAL OUTDOOR BURNER/LOG SET KIT



<b>DIMENSIONS</b>	24" WIDE
<b>WEIGHT (lbs.)</b>	98
<b>PRICE PER KIT</b>	Red Oak

## PRE-PACKAGED MAYTRX WALL OUTDOOR FIREPLACE KIT


The MaytRx Fireplace is available in two distinct rock faced textures: Split Face and Renaissance. If contemporary style is preferred, this fireplace design is perfect. This kit is complete with a top of the line stainless steel fireplace, it also features stainless steel curtain pull screens, a stainless steel fire grate, a 4-foot high, air-cooled chimney and black powder coated termination cap complete with galvanized flashing. Also standard are refractory brick panels inside the firebox and six 6" x 6" polished granite tiles for the face on the front of the unit. Ready to Install... absolutely NO cutting necessary. Shipped as a wood burning unit, the fireplace can also be converted to gas. See instructions. Step-by-step instructions in English and Spanish included.



<b>DIMENSIONS</b>	8' 5" H x 5' 1 1/2" W x 4' D (Fireplace including Chimney Cap) 20 3/16" H x 36" W x 20 1/4" D (Firebox)
<b>TOTAL PALLETS</b>	5
<b>TOTAL WEIGHT (lbs.)</b>	13,800
<b>PRICE PER KIT</b>	SPLIT FACE RENAISSANCE

## PRE-PACKAGED MAYTRX WALL FIREPLACE KIT WITH CAST STONE SURROUND DELUXE

Complete with an arched design Cast Stone Fireplace Surround, full width hearth, mantel, chimney cap and 8 1/8" x 8 1/8" square medallion. The surrounds are made of Architectural Cast Stone, which has the look of natural stone, and is a highly refined precast concrete combining the finest raw materials, one of the most advanced manufacturing technologies and exquisite craftsmanship to create a product worthy of your project. Cast stone is available in 2 color choices: Bluestone and Chestnut.




<b>DIMENSIONS</b>	8' 5" H x 5' 1 1/2" W x 4' D (Fireplace including Chimney Cap) 20 3/16" H x 36" W x 20 1/4" D (Firebox)
<b>TOTAL PALLETS</b>	6
<b>TOTAL WEIGHT (lbs.)</b>	12,000
<b>PRICE PER KIT</b>	SPLIT FACE RENAISSANCE

## PRE-PACKAGED MAYTRX WALL FIREPLACE KIT WITH CAST STONE SURROUND

### WHILE SUPPLIES LAST!

Complete with a square design cast Stone Fireplace Surround, full width hearth and 8 1/8" x 8 1/8" square medallion. Cast stone is available in 2 color choices: Bluestone and Chestnut.



<b>TOTAL PALLETS</b>	6
<b>TOTAL WEIGHT (lbs.)</b>	13,000
<b>PRICE PER KIT</b>	SPLIT FACE RENAISSANCE

## OPTIONAL MAYTRX WALL FIREWOOD BOX EXTENSION KIT



<b>DIMENSIONS</b>	36" H x 44" W x 38" D
<b>TOTAL PALLETS</b>	2
<b>WEIGHT (lbs.)</b>	4,700
<b>PRICE PER KIT</b>	SPLIT FACE RENAISSANCE

## NATURAL GAS OPTION 18" DUAL OUTDOOR BURNER/LOG SET KIT



<b>DIMENSIONS</b>	18" WIDE
<b>WEIGHT (lbs.)</b>	66
<b>PRICE PER KIT</b>	Red Oak



# PRE-CUT & PRE-PACKAGED OUTDOOR GRILL KITS

## PRE-CUT & PRE-PACKAGED LEDGESTONE WALL GRILL MODULE KIT

This Grill Module is complete with LedgeStone Wallstones/Corners and a top of the line stainless steel appliance package, all set in a polished granite countertop. The countertop comes in a choice of Black Uba Tuba or Venetian Gold. Ready to install... absolutely NO cutting necessary. Step-by-step instructions in English and Spanish included.

<b>DIMENSIONS</b>	<b>6' 3" L x 3' D x 3' 6" H</b>	
<b>TOTAL PALLETS</b>	<b>3</b>	
<b>TOTAL WEIGHT (lbs.)</b>	<b>6,030</b>	
<b>PRICE PER KIT</b>	Sandstone Blend	
	Bluestone Blend	



## PRE-CUT & PRE-PACKAGED OLDE ENGLISH WALL GRILL MODULE KIT

In a smaller scale than the outdoor kitchen kit, the Grill Module is complete with Olde English Wallstones and a top of the line stainless steel appliance package, all set in a polished granite countertop. The countertop comes in a choice of Black Uba Tuba or Venetian Gold. Ready to install... absolutely NO cutting necessary. Step-by-step instructions in English and Spanish included.

<b>DIMENSIONS</b>	<b>6' 3" L x 3' D x 3' 6" H</b>	
<b>TOTAL PALLETS</b>	<b>2</b>	
<b>TOTAL WEIGHT (lbs.)</b>	<b>5,500</b>	
<b>PRICE PER KIT</b>	Bluestone Blend	



## PRE-CUT & PRE-PACKAGED MAYTRX WALL GRILL MODULE KIT

This style comes complete with MayTrx 6 Wallstones as well as a top of the line stainless steel appliance package, all set in a polished granite countertop in a choice of Black Uba Tuba or Venetian Gold. Ready to install... absolutely NO cutting necessary. Step-by-step instructions in English and Spanish included.

<b>DIMENSIONS</b>	<b>6' 3" L x 3' D x 3' 6" H</b>	
<b>TOTAL PALLETS</b>	<b>3</b>	
<b>TOTAL WEIGHT (lbs.)</b>	<b>5,450</b>	
<b>PRICE PER KIT</b>	SPLIT FACE	
	RENAISSANCE	



# PRE-CUT & PRE-PACKAGED KITCHEN WITH ASADO COOKER KIT

## PRE-CUT & PRE-PACKAGED OLDE ENGLISH WALL OUTDOOR KITCHEN W/ASADO COOKER KIT

Complete with Olde English Wallstones and appliances including grill, refrigerator, Coyote Asado Cooker, and cabinets all set in polished granite countertops. Step-by-step instructions in English and Spanish included.

<b>DIMENSIONS</b>	<b>SHORT SIDE: 6' 4" Long LONG SIDE: 12' Long • BOTH: 3' Deep</b>
<b>L-SHAPED KITCHEN</b>	
<b>TOTAL PALLETS</b>	<b>7</b>
<b>TOTAL WEIGHT (lbs.)</b>	<b>14,300</b>
<b>PRICE PER KIT</b>	Bluestone Blend



### STAINLESS STEEL APPLIANCE PACKAGE

- Grill (38" Wide x 20" Deep)
- 5 Burners with 75,000 BTU auto-ignition
- 2 Lights for nighttime cooking
- Refrigerator
- Rotisserie
- Built-in thermometer
- Warming rack
- Slide-out grease tray
- Cabinet access doors


**NOTE:** All Gas Kits, Appliances & Accessories must be installed by a licensed plumber in accordance with all local municipality codes and ordinances. Installer must refer to product installation manual for specific installation and safety information.



# PRE-PACKAGED OUTDOOR KITCHEN KIT

## PRE-PACKAGED OLDE ENGLISH WALL KITCHEN KIT

Complete with everything you see! Olde English Wallstones, two concrete lintels, and appliances including grill, refrigerator, sink, and cabinets all set in polished granite countertops. Granite countertops come in 2 color choices: Black Uba Tuba or Venetian Gold. Ready to Install... absolutely NO cutting necessary. Step by step instructions in English and Spanish included.



<b>DIMENSIONS</b> L-SHAPED KITCHEN	<b>SHORT SIDE: 6' 4" Long</b> <b>LONG SIDE: 12' Long • BOTH: 3' Deep</b>	
<b>TOTAL PALLETS</b>	6	
<b>TOTAL WEIGHT (lbs.)</b>	12,500	
<b>PRICE PER KIT</b>	Bluestone Blend	

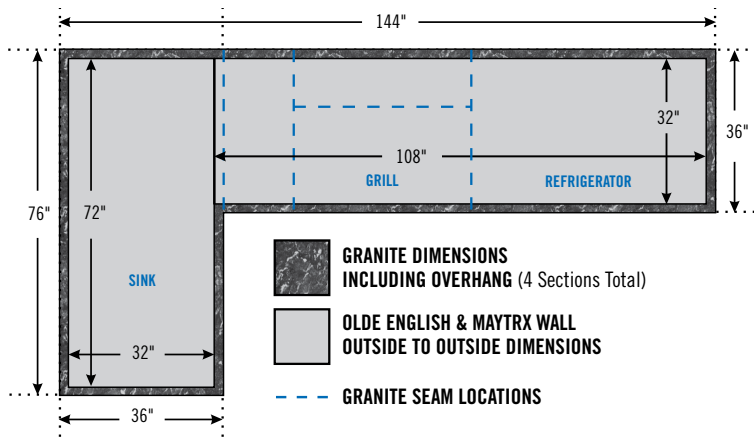
## PRE-PACKAGED MAYTRX WALL KITCHEN KIT

Complete with MaytRx Wallstones and appliances including grill, refrigerator, sink, and cabinets all set in polished granite countertops. Granite countertops come in 2 color choices: Black Uba Tuba or Venetian Gold. Ready to Install... absolutely NO cutting necessary. Step by step instructions in English and Spanish included.



<b>DIMENSIONS</b> L-SHAPED KITCHEN	<b>SHORT SIDE: 6' 4" Long</b> <b>LONG SIDE: 12' Long • BOTH: 3' Deep</b>	
<b>TOTAL PALLETS</b>	6	
<b>TOTAL WEIGHT (lbs.)</b>	12,200	
<b>PRICE PER KIT</b>	SPLIT FACE RENAISSANCE	

Both kitchens are designed as a left side "L" shape. If your customer prefers a right side "L" shape call your Cambridge distributor and place a Special Order accordingly so the granite countertops can be custom made.



**NOTE:** Should you purchase the optional Cambridge Pre-Packaged Pergola Kit for the Olde English or MaytRx Wall Kitchen Kit it must be installed at the same time. The Pre-Packaged Pergola Kit requires concrete footings and CANNOT be added afterwards. When adding a Cambridge Pre-Packaged Pergola Kit the granite countertops will be made custom to fit.

### 38" GRILL\*

Double lined roll top grill with 2 lights for night time grilling. 20" x 38" cooking area with stainless steel grill grates and trim kit. 5 cast stainless steel 75,000 BTU burners with 6 sure lite gas valves with automatic ignition. Heavy duty stainless steel rotisserie with built in thermometer, warming rack and slide out grease tray. Grill is shipped as a Propane Gas (LP) Grill. For a Natural Gas (NG) Grill, specify on order accordingly.

### STAINLESS STEEL REFRIGERATOR & FRAME\*

Upright stainless steel refrigerator with space saving flush back design. Reversible door with left or right swing. Full range temperature control, built in beverage can dispenser and stainless steel trim kit. Dimensions: 19.25"W x 33"H x 22"D.

### STAINLESS STEEL SINK\*


Stainless steel drop in sink complete with hot and cold faucet set with long neck bar spout. Dimensions: 15"L x 15"W

### STAINLESS STEEL ACCESS DOORS\*

Allow easy access to propane tank under grill and plumbing under sink. All doors have slide hinges for easy removal providing ease of cleaning. Sink Single Door Dimensions: 22"H x 18"W x 2"D; Grill Double Doors Dimensions: 22"H x 33"W x 2"D.


\*See manufacturer's manual for warranty details.

## ACCENT MEDALLIONS FOR ALL CAMBRIDGE PRE-PACKAGED KITS



Add Cambridge Medallions to all your Cambridge Kits. Guaranteed to enhance all your wall, column, kitchen & fireplace projects. Available in 2 shapes and sizes. Medallions are available in 2 color choices: Bluestone and Chestnut.	SQUARE MEDALLION		ROUND MEDALLION	
	SMALL	LARGE	SMALL	LARGE
<b>DIMENSIONS</b>	8 1/8" x 8 1/8"	12" x 12"	8 1/8" Diameter	12" Diameter
<b>TOTAL WEIGHT (lbs.)</b>	11.5	24	8.9	13.5
<b>PRICE PER MEDALLION</b>				

# KIT APPLIANCES



<p><b>Coyote Outdoor</b> has received the highest honor of "Platinum List" awarded by Ocean Home magazine for the design and functionality and overall use of our grill and accessory products.</p> <p><i>"A market leader in the design, development and production of high-quality stainless steel grills and accessories, Coyote offers to homeowners the chance to create their dream outdoor kitchens."</i></p>	<p><b>COYOTE 38" GRILL</b> (Drop-in Unit)</p> <p><i>Cambridge Exclusive!</i></p> <p>Double-lined &amp; roll top grill with vented handle, thermometer and 2 lights for night time grilling. 20" x 38" cooking areas with stainless steel grill grates and heat control grids. 5 cast stainless steel 75,000 BTU burners with 6 sure lite gas valves with automatic ignition. Heavy duty stainless steel rotisserie, rotisserie storage rack, warming rack and slide out grease tray. Grill is shipped as a Propane Gas (LP) Grill. For a Natural Gas (NG) Grill, specify on order accordingly.</p> <p><b>GRILL CUTOUT DIMENSIONS:</b> 38" W x 19 5/8" D x 9 1/4" H</p>	<p><b>AVANTI™ STAINLESS STEEL REFRIGERATOR AND FRAME</b></p> <p>Avanti™ upright stainless steel refrigerator with space saving flush back design. Reversible door with left or right swing. Full range temperature control, adjustable glass shelves, built in beverage can dispenser and stainless steel trim kit.</p> <p><b>DIMENSIONS:</b> 19.25" W x 33" H x 22" D</p> <p><b>REFRIGERATOR FRAME CUTOUT DIMENSIONS:</b> 20 1/2" W x 1 1/2" D x 36" H</p>	<p><b>ELKAY™ STAINLESS STEEL SINK</b> (Drop-in Unit)</p> <p>Elkay™ Stainless steel drop in sink complete with hot and cold faucet set with long neck bar spout.</p> <p><b>Dimensions:</b> 15" L x 15" W</p> <p><b>SINK CUTOUT DIMENSIONS:</b> 14 1/4" W x 14 1/4" D x 7 5/8" H</p>	<p><b>STAINLESS STEEL ACCESS DOORS</b></p> <p><i>Cambridge Exclusive!</i></p> <p>Allow easy access to propane tank under grill and plumbing under sink. Solid Stainless Steel Handles and welded inner frame. 2 Options</p> <p><b>SINGLE DOOR DIMENSIONS:</b> 22" H x 18" W x 2" D</p> <p><b>SINGLE DOOR CUTOUT DIMENSIONS:</b> 15 3/8" W x 2" D x 19 5/8" H</p> <p><b>DOUBLE DOORS DIMENSIONS:</b> 22" H x 33" W x 2" D</p> <p><b>DOUBLE DOOR CUTOUT DIMENSIONS:</b> 30 5/8" W x 2 3/8" D x 19 1/2" H</p>	<p><b>STAINLESS STEEL BAR CENTER PACKAGE</b> (Drop-in Unit)</p> <p>Bar caddy complete with sink and long neck coldwater faucet, plus convenience features comprised of an ice compartment, removable cutting board, condiment holder with four compartments, speed rack, towel holder, &amp; bottle opener.</p> <p><b>BAR CENTER CUTOUT DIMENSIONS:</b> 29" W x 21 7/8" D x 9 3/8" H</p>		
	<b>PRICE PER</b>						
					<table border="1"> <tr> <td>SINGLE</td> <td>DOUBLE</td> </tr> </table>	SINGLE	DOUBLE
SINGLE	DOUBLE						

# COYOTE ASADO COOKER

Designed for outdoor cooking enthusiasts who appreciate the flavor of charcoal grilling, the Asado Cooker from Coyote can grill, smoke or sear with ease. This grill is constructed from high grade ceramics which offer excellent heat retention, allowing you to cook at consistent temperatures for hours on end. The Asado grill offers 254 square inches of cooking area on a stainless steel grate. A dual-vent airflow system allows for precise control of cooking temperatures that can range from a smoking low, to a steak-searing high, maintaining temperatures for hours and requiring less fire tending than traditional smokers. The Coyote Asado Cooker includes an integrated thermometer, easy lifting wood handle, as well as optional stainless steel cart with heavy-duty casters with two folding wood side shelves.

**FEATURES**

- 304 Stainless Steel Coyote Signature Smoking Grate™
- Heat-resistant ceramic construction
- 254 sq. in. of cooking area
- Adjustable venting to maintain precise cooking temperatures
- Smoke, sear, grill option

**ACCESSORY KIT**

- Pizza Stone & Elevator
- Heat Deflector
- Beer-Can Chicken Holder
- Cooking Grate Grippers
- Waterproof Cover

**DIMENSIONS**

- Overall: 22 1/4" Diameter x 34" Height
- Cutout: 22 1/2" Diameter x 17" Height




<b>PRODUCT</b>	<b>ASADO COOKER DROP-IN</b>	<b>ASADO COOKER FREESTANDING W/ CART &amp; SIDE SHELVES</b>	<b>ASADO ACCESSORY KIT</b>
<b>PRICE</b>			





\*These Coyote products can be purchased from online retailers. We have included Manufacturer Suggested Retail Price (MSRP), in order for you to compete, this is the price you would have to match.





# KIT APPLIANCES & ACCESSORIES

<i>Cambridge Exclusives!</i>	<p><b>COYOTE DOOR &amp; DRAWER COMBO</b></p>	<p><b>COYOTE DOOR &amp; TANK DRAWER COMBO</b></p>	<p><b>COYOTE GAS TANK DRAWER</b></p>	<p><b>COYOTE SIDE BURNER DROP-IN (LP OR NG)</b></p> <p>To be used w/ Cambridge Pre-Packaged Kits</p>	<p><b>COYOTE GRILL COVER FOR KIT GRILL</b></p>		
<b>STYLE</b> (Custom Order Only)				<p><b>38"</b></p>			
				<table border="1"> <tr> <td>SINGLE BURNER</td> <td>DOUBLE BURNER</td> </tr> </table>	SINGLE BURNER	DOUBLE BURNER	<p><b>DROP-IN</b></p>
SINGLE BURNER	DOUBLE BURNER						
<b>PRICE</b>							

# OPTIONAL APPLIANCES & ACCESSORIES

		COYOTE 28" GRILL		COYOTE 34" GRILL	
<b>STYLE</b> Available in Liquid Propane or Natural Gas (Custom Order Only)		Two high performance Coyote Infinity Burners™; 640 square inches of cooking area Up to 40,000 BTU of output.		Three cast high performance Coyote I-Burners™; 780 square inches of cooking area; Up to 60,000 BTU of output.	
					
		<b>DROP-IN</b>	<b>WITH FREESTANDING CART</b>	<b>DROP-IN</b>	<b>WITH FREESTANDING CART</b>
<b>PRICE</b>					

		COYOTE 42" GRILL WITH LED LIGHTS		COYOTE 50" HYBRID GRILL WITH LED LIGHTS	
<b>STYLE</b> Available in Liquid Propane or Natural Gas (Custom Order Only)		4 high performance Coyote Infinity Burners™; 1 infrared rear burner for rotisserie cooking; includes Rotisserie Kit; 1 Coyote RapidSear™ infrared searing burner; 1,275 square inches of cooking area; Up to 110,000 BTU of output.		<b>GAS GRILL:</b> 2 high performance Coyote I-Burners™; Interior grill lighting; Over 600 sq. inches of cooking area; Up to 40,000 BTU of output. <b>CHARCOAL GRILL:</b> Adjustable fuel tray; Over 600 square inches of cooking area; Use with charcoal or wood chips; Adjustable dampers for controlling air flow.	
					
		<b>DROP-IN</b>	<b>WITH FREESTANDING CART</b>	<b>DROP-IN</b>	<b>WITH FREESTANDING CART</b>
<b>PRICE</b>					

		COYOTE SLIDE-IN SIDE BURNER (LP OR NG)		COYOTE COOLER	ROTISSERIE KIT	COYOTE GRILL COVER					
<b>STYLE</b> (Custom Order Only)											
		<b>SINGLE BURNER</b>	<b>DOUBLE BURNER</b>	<b>DROP-IN</b>	<b>28"</b>	<b>34"</b>	<b>28"</b>	<b>34"</b>	<b>42"</b>	<b>50"</b>	
					<b>DROP-IN / CART</b>	<b>DROP-IN</b>	<b>CART</b>	<b>DROP-IN</b>	<b>CART</b>	<b>DROP-IN</b>	<b>CART</b>
<b>PRICE</b>											

\*These Coyote products can be purchased from online retailers. We have included Manufacturer Suggested Retail Price (MSRP), in order for you to compete, this is the price you would have to match.



## OUTDOOR PATIO PUB & BISTRO TABLE KITS

### PRE-PACKAGED PATIO PUB & BISTRO TABLE KITS

Choose from two styles — Olde English Wall (shown right) and MaytrX Wall (shown left). Both come with a choice of 48" x 48" square or 60" diameter round polished Granite Top in either Black Uba Tuba or Venetian Gold.

#### MAYTRX WALL

Complete with one pallet of MaytrX Column Wallstones to build a 22" x 22" single pedestal for a 42" high table.

#### OLDE ENGLISH WALL

Complete with 48 pieces of Olde English Wallstones to build a 20" x 20" single pedestal for a 42" high table.

2" Diameter Hole Pre-Drilled For An Umbrella (Not Included)  
...  
Seats Up To 8 People

	OLDE ENGLISH WALL ROUND	MAYTRX WALL ROUND	OLDE ENGLISH WALL SQUARE	MAYTRX WALL SQUARE
<b>DIMENSIONS</b>	20" L x 20" W 42" High Table	22" L x 22" W 42" High Table	20" L x 20" W 42" High Table	22" L x 22" W 42" High Table
<b>TOTAL PALLETS</b>	2	2	2	2
<b>TOTAL WEIGHT (lbs.)</b>	1,925	2,465	1,840	2,380
<b>STYLE</b>		SPLIT FACE      RENAISSANCE		SPLIT FACE      RENAISSANCE
<b>PRICE PER KIT</b>				



# OUTDOOR PIZZA OVEN KITS



## OLDE ENGLISH WALL PIZZA OVEN

Complete with Olde English Wallstones. Instructions in English and Spanish included. Choice of Cast Stone Surround Deluxe in Bluestone or Chestnut.

### PROFESSIONAL QUALITY CARE & COOKING PACKAGE

- 13" Rectangular pizza peel for inserting and removing your pizza
- 8" Round pizza peel (for rotating pizza; not necessary with Fully-Assembled pizza oven)
- Adjustable brush with copper bristles
- Oven rake and ash shovel
- Wall-mounted peel rack

## MAYTRX WALL PIZZA OVEN



Complete with MaytRx 6 Wallstones. Instructions in English and Spanish included. Choice of Cast Stone Surround Deluxe in Bluestone or Chestnut.

- 31"- diameter floors.
- Once the oven heats up to 800 degrees it will cook pizza in about 90 seconds.
- A decorative metal door encloses the opening when not in use.
- A "breaking in" period must be adhered to (See instructions).
- The installation of this kit requires a machine on site to set the pizza oven box.



<b>DIMENSIONS</b>	<b>8' 2" H x 5' 4 1/4" W x 6' 3/4" D</b>
<b>TOTAL PALLETS</b>	<b>6</b>
<b>TOTAL WEIGHT (lbs.)</b>	<b>11,750</b>
<b>PRICE PER KIT</b>	

<b>DIMENSIONS</b>	<b>7' 6" H x 5' 8" W x 6' 9" D</b>
<b>TOTAL PALLETS</b>	<b>7</b>
<b>TOTAL WEIGHT (lbs.)</b>	<b>14,800</b>
<b>PRICE PER KIT</b>	<b>SPLIT FACE</b>
	<b>RENAISSANCE</b>

# OUTDOOR BAR MODULE KITS

## PRE-CUT & PRE-PACKAGED OLDE ENGLISH BAR MODULE KIT

Complete with Olde English Wallstones and a top of the line 30" Bar Center package set in a polished granite countertop in a choice of Black Uba Tuba or Venetian Gold. The finished bar also features a footrest that wraps around three sides. Ready to install... absolutely NO cutting necessary. Step-by-step instructions in English and Spanish included.



## PRE-CUT & PRE-PACKAGED MAYTRX BAR MODULE KIT

This style comes complete with MaytRx Wallstones and a top of the line 30" Bar Center package set in a polished granite countertop in a choice of Black Uba Tuba or Venetian Gold. The finished bar also features a footrest that wraps around three sides. Ready to install... absolutely NO cutting necessary. Step-by-step instructions in English and Spanish included.



### STAINLESS STEEL BAR CENTER PACKAGE

- Bar Caddy complete with sink and long neck cold water faucet plus convenience features comprised of an ice compartment, removable cutting board, condiment holder with four compartments, speed rack, towel holder and bottle opener
- Refrigerator
- Cabinet access door



<b>DIMENSIONS</b>	<b>7' 8" L x 3' 7" D x 3' 6" H</b>
<b>TOTAL PALLETS</b>	<b>3</b>
<b>TOTAL WEIGHT (lbs.)</b>	<b>6,100</b>
<b>PRICE PER KIT</b>	<b>Sandstone Blend (Custom)</b>
	<b>Bluestone Blend (Custom)</b>

<b>DIMENSIONS</b>	<b>7' 8" L x 3' 7" D x 3' 6" H</b>
<b>TOTAL PALLETS</b>	<b>5</b>
<b>TOTAL WEIGHT (lbs.)</b>	<b>8,100</b>
<b>PRICE PER KIT</b>	<b>SPLIT FACE</b>
	<b>RENAISSANCE</b>

# FIRE & WATER KITS

## ETERNAL FLAME

"Chill-out" with one of the "hottest" trends in backyard amenities with this long, linear, gas-burning insert that is reminiscent of those found at a favorite restaurant, lounge or lodge setting. Sold separately. Your choice...

- Build one or more into in any custom Cambridge Wall System
- Situate in an enclosure of Cambridge Wallstones as a standalone element
- Available in Natural gas or Liquid propane
- Complete drop-in fire pit insert utilizes a standing pilot with thermocouple to safely control gas flow. Flame sensing- flame blows out, gas will turn off. Spark ignition, no match required.
- Includes fully assembled stainless steel pan and stainless steel burner, control box with pilot assembly
- UL Certified, 76,000 BTU Flame



<b>DIMENSIONS</b>	<b>37" x 8" PAN</b>
<b>WEIGHT (lbs.)</b>	<b>27</b>
<b>PRICE PER</b>	

## H2ONFIRE (Special Order Only)

A true fire on water attraction for your backyard retreat. Combining the best of both worlds—the calming sound of a water feature with the lighting and warmth of a firepit.

- Made with 76 pieces of LedgeStone Radius Wall with LedgeStone Cast Stone caps
- Patent pending burner design with backflow prevention and 65,000 BTU flame
- Remote control with auto relight, filtration, pump and level adjustment
- Available in Natural gas or Liquid propane.

<b>DIMENSIONS</b>	<b>53" Inside, 68" Outside</b> <b>19" Height (Wallstone)</b> <b>28" Height (Fountain)</b>
<b>TOTAL PALLETS</b>	<b>2</b>
<b>TOTAL WEIGHT (lbs.)</b>	<b>2,809</b>
<b>PRICE PER KIT</b>	Bluestone Blend



# PRE-PACKAGED WATERFALL KITS

## RECTANGULAR PRE-PACKAGED WATERFALL KIT

The rectangular waterfall kit is complete with 112 pieces of Olde English Wall and a pondless waterfall. Features a 24 in. waterfall with an illuminating light. One piece 33 gallon basin with prefiltered pump chamber. Tidal Wave 2 pump and Matala filter mat. Ready to install... absolutely NO cutting necessary. Step by step instructions in English and Spanish included.

<b>DIMENSIONS</b>	<b>40" H x 3' 4" D x 7' W</b>
<b>BASIN DIMENSIONS</b>	<b>20" H x 24" D x 44" W</b>
<b>TOTAL PALLETS</b>	<b>1</b>
<b>TOTAL WEIGHT (lbs.)</b>	<b>3,400</b>
<b>PRICE PER KIT</b>	Sandstone Blend Bluestone Blend



## ROUND PRE-PACKAGED WATERFALL KIT

The round waterfall kit is complete with 30 pieces of Olde English Radius Wall, 61 pieces of Olde English Wall and a pondless waterfall. Features a 24 in. waterfall with an illuminating light. One piece 33 gallon basin with prefiltered pump chamber. Tidal Wave 2 pump and Matala filter mat. Ready to install... absolutely NO cutting necessary. Step by step instructions in English and Spanish included.

<b>DIMENSIONS</b>	<b>40" H x 3' 5" D x 7' W</b>
<b>BASIN DIMENSIONS</b>	<b>20" H x 24" D x 44" W</b>
<b>TOTAL PALLETS</b>	<b>1</b>
<b>TOTAL WEIGHT (lbs.)</b>	<b>2,420</b>
<b>PRICE PER KIT</b>	Sandstone Blend Bluestone Blend



# FOUNTAIN KITS

## WATER FEATURE WITH 3 FOUNTAINS

- Illuminated set of 3 color-changing vases in 18", 24" & 32" heights
- Can be installed into a Cambridge patio or anywhere in your landscape design
- LED light ring illuminates the 3 vases
- Complete with a 46" basin, pump, hardware and instructions

<b>TOTAL PALLETS</b>	<b>1</b>
<b>TOTAL WEIGHT (lbs.)</b>	<b>200</b>
<b>PRICE PER KIT</b>	
<b>48 COLOR LIGHTING OPTIONS IN ONE!</b> Select one light color or run 16 different color changing combinations by remote control. Standard on all Waterfall & Vase Fountain Kits	



# DOUBLE SPOUT & FLEXIBLE BASIN KITS

## DOUBLE SPOUT & FLEXIBLE BASIN KIT

All-in-one convenience when building a custom water feature, the Kit comes complete with: two brass wall spouts, one 4' x 2' x 16" flexible basin, one control module/remote/splitter for lighting, and one TT1500 Pump — ready to use along with your choice of Cambridge Wallstone or Stone Veneer (not included).

### KIT INCLUDES:

- **2 Mantova Solid Brass Wall Spouts**
  - » Flow Rate: 600—gph (gallons per hour)
  - » Inlet: 1 1/2" FIPT
  - » Dimensions: 5" W x 4 3/4" D x 5" H
- **2 48-color-changing spout lights**
- **Flexible Hardscape Basin**
  - » Dimensions: 4' W x 2' D x 16" H
  - » Capacity: 80 gallons
  - » Includes: 2" Bulkhead with backing plate
- **Other items:**  
TT1500 Pump, Control Module, Remote, Splitter for Lights and all required Fittings and PVC tubing.



<b>TOTAL PALLETS</b>	<b>1</b>
<b>TOTAL WEIGHT (lbs.)</b>	<b>25</b>
<b>PRICE PER KIT</b>	

## DOUBLE SPOUT, FLEXIBLE BASIN & 12" SPILLWAY KIT

The photo below is an example of a custom installation using our Double Spout, Flexible Basin & 12" Spillway Kit. (Wallstones not included)

All the same specifications and components as found in the Double Spout & Flexible Basin Kit with the addition of a 12" stainless steel spillway, and a 48 color changing light ring. The TT3000 pump replaces the smaller TT1500 pump.



<b>TOTAL PALLETS</b>	<b>1</b>
<b>WEIGHT (lbs.)</b>	<b>30</b>
<b>PRICE PER KIT</b>	



# PRE-PACKAGED 4 COLUMN PERGOLA KITS

## LOW MAINTENANCE PRE-PACKAGED 4 COLUMN PERGOLA KITS

Choose from three standard sizes (16' x 16', 16' x 20' and 20' x 20') or specify any custom size to meet specific requirements of your project. Constructed of high strength fiberglass in a high quality factory-applied white finish with the appearance of painted wood without the maintenance. Includes four 10" square, 5' fiberglass Tuscan columns to be set on any Cambridge Wallstone Column (not included). 8' round columns are available as special order. Optional installation by a local professional is available. For extra shelter from the sun and rain, add an easy to connect, optional overhead canopy with durable, extruded aluminum parts (excludes purlins as shown in photograph), which includes a WeatherGuard rain layer. A choice of stylish fabrics, green or red with beige stripes and Roman pleats, carries one of the best fabric warranties in the industry!

Installation Available - See Page 27\*

SIZE	16' x 16'	16' x 20'	20' x 20'
PALLET SIZE	16' x 2' x 2'	20' x 2' x 2'	20' x 2' x 2'
TOTAL WEIGHT (lbs.)	1,000	1,200	1,600
PRICE PER KIT			
PRICE PER KIT WITH CANOPY			
PERGOLA INSTALLATION PRICE	\$850.00	\$850.00	\$850.00
PERGOLA & CANOPY INST. PRICE	\$1,200.00	\$1,200.00	\$1,200.00



**OPTIONAL OVERHEAD CANOPY SHOWN ABOVE**  
Available in 2 colors: Green with Beige Stripes & Red with Beige Stripes

# PRE-PACKAGED FAN-SHAPED PERGOLA

## PRE-PACKAGED FAN-SHAPED PERGOLA

Trapezoidal configuration presents a dramatic alternative to a rectangular pergola in a corner of your patio.


- Fits in area 13' x 13' from corner
- Choice of two or four 10" diameter fiberglass Tuscan columns & bases (columns come in base white)
- Columns can be set on any Cambridge Wallstone columns (not included)
- All components pre-cut & drilled for easy assembly

Installation Available - See Page 27\*

SIZE	9' 9" H x 9' 2 1/4" W (Back) & 18' 4 5/8" (Front)
PALLET SIZE	18' x 2' x 2'
TOTAL WEIGHT (lbs.)	1,000
PRICE PER KIT	
INSTALLATION PRICE	\$700.00



**SHOWN LEFT:** Custom Option, Two Column Fan Pergola with no horizontal cross beams.



**SHOWN RIGHT:** Four Column Fan Pergola

# PRE-PACKAGED COLONNADE COLUMN PERGOLA

## PRE-PACKAGED COLONNADE COLUMN PERGOLA

A custom pergola with pre-packaged convenience! You can custom order the length you need up to 20 ft. for virtually any application.

- Two or three 10" diameter fiberglass Tuscan columns & bases (columns come in base white)
- Columns can be set on any Cambridge Wallstone Column or Outdoor Living Component (not included)
- All components pre-cut & drilled for easy assembly

Installation Available - See Page 27\*

Total length of the colonnade is three feet longer than the column center to column center dimensions. Columns must be set on a concrete footing with an embedded steel angle iron.

STANDARD SIZE	9' 9" H x 8' D (Length as per order)
PALLET SIZE	CALL FOR INFORMATION
TOTAL WEIGHT	Will vary depending on length chosen.
INSTALLATION PRICE	\$700.00

COLONNADE PRICING GUIDE							
LENGTH (FT.) FROM OUTSIDE COLUMN TO OUTSIDE COLUMN	UP TO 8	9-10	11-12	13-14	15-16	17-18	19-20
NUMBER OF COLUMNS	2	2	2	2	3	3	3
NUMBER OF RAFTERS	6	7	8	9	10	11	12
PRICE							





# PRE-PACKAGED KITCHEN PERGOLA KIT

## PRE-PACKAGED KITCHEN PERGOLA KIT

Constructed of high strength fiberglass in a high quality factory-applied white finish with the appearance of painted wood without the maintenance. The Kit includes all the material and hardware required to build your Pergola with 10 in. diameter fiberglass Tuscan columns and bases. All components are pre-cut and drilled for easy assembly. Step by step instructions in English and Spanish included. Columns come in base white.

Attractively covers your entire Cambridge Pre-Packaged Olde English or MaytRx Wall Kitchen Kit, or can be used for any of your other outdoor living needs.

Installation Available - See Below\*

**NOTE:** Should you purchase the Cambridge Pre-Packaged Pergola Kit for the Olde English or MaytRx Wall Kitchen Kit it must be installed at the same time. The Pre-Packaged Pergola Kit requires concrete footings and CANNOT be added afterwards.

<b>SIZE</b>	<b>9' 9" H x 12' 10 1/2" W x 8' D</b>
<b>PALLET SIZE</b>	<b>14' x 2' x 2'</b>
<b>TOTAL WEIGHT (lbs.)</b>	<b>725</b>
<b>PRICE PER KIT</b>	
<b>INSTALLATION PRICE</b>	<b>\$700.00</b>



# PRE-PACKAGED PAVILION KIT

## PRE-PACKAGED PAVILION KIT

Arched beams and dental molding highlight our new pavilion design. Don't let the sun or rain cramp your outdoor living style! Perfect alone or in combination with other Cambridge kits, the Pavilion Kit from Cambridge will provide a year-round, low maintenance gathering spot that will beautify any project. This substantial and well-appointed structure is constructed of traditional building materials with all exposed surfaces using low maintenance materials. The cathedral ceiling is made of tongue and groove mahogany stained pine. The roof is asphalt shingle, hickory color. Other colors are available as special order. Shown with Curtain Set and Pergola Lights (*Not Included*).

Choose between two standard sizes: (10' x 15' and 12' x 18'). Includes four 5' round columns to be set on any Cambridge Column (not included). Pre-crafted components and hardware along with a complete set of drawings and construction techniques are provided to facilitate installation by your carpentry crew or take advantage of an optional local installation service.\*

**DELIVERY NOT INCLUDED:** Cambridge will provide delivery cost at time of order. 4 week lead time.

<b>SIZE</b>	<b>10' x 15'</b>	<b>12' x 18'</b>
<b>PRICE PER KIT</b>		
<b>INSTALLATION PRICE</b>	<b>\$2,444.00</b>	<b>\$3,005.00</b>



# PERGOLA & PAVILION CURTAIN SET

## CAMBRIDGE PERGOLA & PAVILION CURTAIN SET

Machine washable and made for outdoor lifestyles, the sheer material provides four-sided, shade and UV protection as well as an obstruction against flying insects. Offered as an option for each of the Cambridge 4 Column Pergola & Pavilions Kits. Available in choice of Black or White Mesh Fabric. Packaged in 2 Cartons weighing 100 Lbs.

Installation Available - See Below\*

<b>SIZE</b>	<b>16' x 16' PERGOLA</b>	<b>16' x 20' PERGOLA</b>	<b>20' x 20' PERGOLA</b>	<b>10' x 15' PAVILION</b>	<b>12' x 18' PAVILION</b>
<b>PRICE</b>					



**\*INSTALLATION AVAILABLE FOR PERGOLA & PAVILION KITS!**

Contractor/Customer enters contract directly with PT Supply.

Call Peter Twaite @ (908) 797-9746

SUPERSAND Do Not Use With Stone Dust		G2 SUPERSAND Do Not Use With Stone Dust <small>NEW</small>		G2 GATORMAXX To be used for concrete overlays and stone dust applications only. <small>NEW</small>				
<b>BAGS PER PALLET</b>	56 of one color (sold in full pallets only). One 50 Lb. bag covers approx. 75 Sq. Ft. of pavement.			56 of one color (sold in full pallets only). One 50 Lb. bag covers approx. 75 Sq. Ft. of pavement.				
<b>COLOR</b>	BEIGE	SLATE GREY	BEIGE	SLATE GREY	BEIGE	SLATE GREY	BLACK DIAMOND	IVORY
<b>PRICE - PER BAG</b>								
<b>PRICE - PER PALLET</b>								

EUROSTONE BOND To be used for Belgium 5-Pc. Design Kit, Cobblestone & Natural Stone Only		GATOR AQUASTONE To be used for Permeable Pavers.		GATOR DUST To be used with Natural Stone Only.		GATOR MAXX To be used for concrete overlays and stone dust applications only.	
<b>BAGS PER PALLET</b>	56 of one color (sold in full pallets only) - One 50 Lb. bag covers approx. 23 Sq. Ft. of pavement.				56 of one color (sold in full pallets only). One 50 Lb. bag covers approx. 75 Sq. Ft. of pavement.		
<b>COLOR</b>	BEIGE	GREY	GRANITE GREY	SAHARA BEIGE	STONE GREY	BEIGE	SLATE GREY
<b>PRICE - PER BAG</b>							
<b>PRICE - PER PALLET</b>							

ALLIANCE SEALERS			
PRODUCT	SIZE	PRICE / CASE	PRICE / EACH
<b>GATOR SEAL NATURAL LOOK</b> (WATER BASE)	1 Gal./Case of 4 Only*		
	5 Gallon		
<b>GATOR SEAL SATIN LOOK</b> (SOLVENT BASE)	1 Gal./Case of 4 Only*		
	5 Gallon		
<b>GATOR SEAL WET LOOK</b> (SOLVENT BASE)	1 Gal./Case of 4 Only*		
	5 Gallon		
<b>GATOR SEAL RESEALER</b> (SOLVENT BASE)	1 Gal./Case of 4 Only*		
	5 Gallon		
<b>GATOR SEAL HYBRID SEALER HIGH GLOSS</b> (WATER BASE)	1 Gal./Case of 4 Only*		
	5 Gallon		
<b>GATOR SEAL HYBRID SEALER LOW GLOSS</b> (WATER BASE)	1 Gal./Case of 4 Only*		
	5 Gallon		
<b>GATOR SEAL HYBRID SEALER NO GLOSS</b> (WATER BASE)	1 Gal. / Case of 4 Only*		
	5 Gallon		
<b>GATORSEAL NATURAL STONE ZERO GLOSS &amp; COLOR ENHANCER</b> (WATER BASE)	1 Gal./Case of 4 Only*		
	5 Gallon		
<b>GATORSEAL HYBRID SEALER LOW GLOSS + COLOR ENHANCER</b> (Custom Order Only)	1 Gal./Case of 4 Only*		
	5 Gallon		
<b>GATORSEAL HYBRID SEALER HIGH GLOSS + COLOR ENHANCER</b> (Custom Order Only)	1 Gal./Case of 4 Only*		
	5 Gallon		
<b>WET CAST NATURAL LOOK FINISH, ZERO GLOSS</b> (WATER BASE) (Custom Order Only)	1 Gal./Case of 4 Only*		
	5 Gallon		
<b>WET CAST LOW GLOSS + COLOR ENHANCER</b> (SOLVENT BASE) (Custom Order Only)	1 Gal./Case of 4 Only*		
	5 Gallon		
<b>GATOR ROLLER 9"</b>	Case of 12 Only*		
<b>SOLVENT RESISTANT ROLLER 9"</b>	Case of 12 Only*		

ALLIANCE BINDERS			
PRODUCT	SIZE	PRICE / CASE	PRICE / EACH
<b>GATOR ROCK BOND</b> (Binder Only)	1 Gal. / Case of 4 Only*		
<b>GATOR ROCK BOND KIT</b>	1 Qt. Binder / 40 Lbs. of Rock		
<b>GATOR STONE BOND XP</b>	5 Gallon		

GATOR BASE & SCREWS			
PRODUCT	SIZE	PRICE / PKG	PRICE
<b>GATOR BASE</b>	12 Pkgs, 10/Pkg, 57.9 SQ FT/Pkg (Custom Order)**		
<b>GATOR SCREWS</b>	20 Pkgs/Carton, 50 Units/Pkg (Custom Order)*		

ALLIANCE CLEANERS			
PRODUCT	SIZE	PRICE / CASE	PRICE / EACH
<b>GATOR CLEAN EFFLORESCENCE CLEANER</b>	1 Gal. / Case of 4 Only*		
	5 Gallon		
<b>GATOR PROFESSIONAL GRADE EFFLORESCENCE REMOVER</b>	5 Gallon		
<b>GATOR CLEAN OIL &amp; GREASE REMOVER XP</b>	1 Qt. / Case of 6 Only*		
<b>GATOR CLEAN RUBBER, PAINT &amp; TAR REMOVER</b>	1 Qt. / Case of 6 Only*		
<b>GATOR CLEAN SHAMPOO</b>	1 Gal. / Case of 4 Only*		
	5 Gallon		
<b>GATOR CLEAN RUST REMOVER</b>	1 Qt. / Case of 6 Only*		
<b>GATOR CLEAN SEALER STRIPPER</b>	1 Gal. / Case of 4 Only*		
	5 Gallon		
<b>GATORENE</b>	1 Gal. / Case of 4 Only*		

ALLIANCE ADHESIVES			
PRODUCT	SIZE	PRICE/CASE	PRICE/EACH
<b>GATOR XP LOW VOC ADHESIVE*</b>	10 Oz. Tube / Case of 12		
	28 Oz. Tube / Case of 12		
<b>GATOR HIGH STRENGTH LOW VOC ADHESIVE*</b>	10 Oz. Tube / Case of 12		
	28 Oz. Tube / Case of 12		

ALLIANCE EDGE RESTRAINTS			
PRODUCT	SIZE	PRICE / BUNDLE	PRICE / PALLET
<b>GATOR RIGID EDGING</b> 24 Pcs./Bundle • 28 Bundles/Pallet	8 Lin. Ft. Per Pc. 192 Lin. Ft. Per Bundle	Per Lin. Ft.	Per Lin. Ft.
<b>GATOR FLEX EDGING</b> 24 Pcs./Bundle • 28 Bundles/Pallet	8 Lin. Ft. Per Pc. 192 Lin. Ft. Per Bundle	Per Lin. Ft.	Per Lin. Ft.

GEOGRID & GEOTEXTILE			
TYPE & STRENGTH	ROLL SIZE	PRICE/ROLL	PRICE/CARTON
<b>CAMBRIDGE 5-SERIES GEOGRID</b>	100 Sq. Yds./Roll (6 Ft. W x 150 Ft. L)		
<b>CAMBRIDGE UNIVERSAL GEOGRID</b> (Bi-Directional) For Walls Up To 6 Ft. Only	22.2 Sq. Yds./Roll (4 Ft. W x 50 Ft. L) - 222 Sq. Yds./Carton (10 Rolls in Display Carton)*		
<b>CAMBRIDGE GEOTEXTILE SS5</b> Soil Strengthener Under Base For Pavers	37.5 Sq. Yds./Roll (12 1/2 Ft. W x 27 Ft. L) Folded - 300 Sq. Yds., (8 Rolls in Display Carton)*		

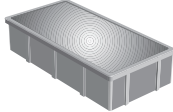


GATOR FABRIC5 WOVEN			
DESCRIPTION	ROLL SIZE	PRICE/ROLL	PRICE/CARTON
Woven Geotextile provides stability and separation of subgrade under Pavers or Retaining Walls. (Other sizes available as a Special Order.)	4' x 100' - 12 Rolls/Carton*		
	12.5' x 432' (Custom Order)		
	6.25' x 100'		
	6.25' x 300' (Custom Order)		




GATOR GRID30-30			
DESCRIPTION	ROLL SIZE	PRICE/ROLL	PRICE/CARTON
Biaxial Geogrid for Retaining Walls & Soil Reinforcement. (Other sizes available as a Special Order.)	4' x 50' - 9 Rolls/Carton*		
	6' x 50'		
	6' x 150'		
	12' x 150' (Custom Order)		




## SOLAGLO PAVERLIGHTS

<b>PRODUCT</b>	<p>A tough &amp; permanent surface treatment that glows in the dark.</p> <p>Available in: White and Sahara</p> 
<b>SIZE (inches)</b>	<b>6 x 9 (RoundTable)</b>
<b>NOTE</b>	Sold By Case Only - 4 Per Case
<b>PRICE - PER CASE</b>	
<b>PRICE - EACH</b>	

## PAVER & WALL LIGHTS

	PAVER LIGHT 7-WATT	LIGHT KIT 4-WATT*	LIGHT KIT 4-WATT*	PAVER LIGHT 7-WATT	LIGHT KIT 7-WATT*	PAVER LIGHT 7-WATT	LIGHT KIT 7-WATT*
<b>PRODUCT</b>							
<b>SIZE (inches)</b>	<b>4 x 8</b>	<b>8 LIGHT KIT</b>	<b>14 LIGHT KIT</b>	<b>6 x 9</b>	<b>6 LIGHT KIT</b>	<b>6 x 6</b>	<b>8 LIGHT KIT</b>
<b>NOTE</b>	Sold By Case Only 10 Per Case	Per Box	Per Box	Sold By Case Only 10 Per Case	Per Box	Sold By Case Only 10 Per Case	Per Box
<b>PRICE</b>	PER CASE	PER BOX	PER BOX	PER CASE	PER BOX	PER CASE	PER BOX
<b>PRICE - EACH</b>							




	BC LEDGESTONE LIGHT 7-WATT	LIGHT KIT 4-WATT*	WALL LIGHT 7-WATT	WALL LIGHT KIT 7-WATT*	WALL LIGHT 7-WATT	WALL LIGHT KIT 7-WATT*
<b>PRODUCT</b>						
<b>SIZE (inches)</b>	<b>4 1/2 x 9</b>	<b>14 LIGHT KIT</b>	<b>6 H x 8 L</b>	<b>4 LIGHT KIT</b>	<b>4 H x 12 L</b>	<b>4 LIGHT KIT</b>
<b>NOTE</b>	Sold By Case Only 10 Per Case	Per Box	Sold By Case Only 8 Per Case	Per Box	Sold By Case Only 8 Per Case	Per Box
<b>PRICE</b>	PER CASE	PER BOX	PER CASE	PER BOX	PER CASE	PER BOX
<b>PRICE - EACH</b>						




	WALL/TREAD LIGHT 7-WATT	LIGHT KIT 7-WATT*	LIGHT KIT 7-WATT*	CORNER/COL- UMN LIGHT 7-WATT	LIGHT KIT TWO 7-WATT*	LIGHT KIT TWO 7-WATT*	PERGOLA KIT TWO 7-WATT	LIGHT KIT TWO 7-WATT*
<b>PRODUCT</b>								
	Available Colors: Onyx or Chestnut			Available Colors: Onyx or Chestnut				
<b>SIZE (inches)</b>	<b>6 1/4 x 1 1/2</b>	<b>5 LIGHT KIT</b>	<b>10 LIGHT KIT</b>	<b>5 1/2 x 5 1/2 x 1 1/2</b>	<b>4 LIGHT KIT</b>	<b>8 LIGHT KIT</b>	<b>3 W x 6 1/2 H</b>	<b>4 LIGHT KIT</b>
<b>NOTE</b>	Sold By Case Only 10 Per Case	Per Box	Per Box	Sold By Case Only 8 Per Case	Per Box	Per Box	Sold By Case Only 8 Per Case	Per Box
<b>PRICE</b>	PER CASE	PER BOX	PER BOX	PER CASE	PER BOX	PER BOX	PER CASE	PER BOX
<b>PRICE - EACH</b>								

\* NOTE: All kits include wire & transformer. Additional lights cannot be added to transformer supplied without increasing size or number of transformers. Refer to technical literature from manufacturer.



# LED LIGHTS FROM *i-LIGHTING*™


	HAT PATH LIGHT 1-WATT	HAT PATH LIGHT KIT 1-WATT*	GLASS PATH LIGHT 1-WATT	GLASS PATH LIGHT KIT 1-WATT*	UPLIGHT 7-WATT	UPLIGHT KIT 7-WATT*
<b>PRODUCT</b> Color: Black Bronze* LED: Clear White Warm Yellow* (*Custom Order Only)						
<b>NOTE</b>	Sold By Case Only 5 Per Case		5 Light Kit		Sold By Case Only 4 Per Case	
<b>PRICE</b>	PER CASE	PER KIT	PER CASE	PER KIT	PER CASE	PER KIT
<b>PRICE - EACH</b>						


	WALL/TREAD HARDSCAPE LIGHT 1-WATT	WALL/TREAD HARDSCAPE LIGHT KIT 1-WATT*	iLUMA LIGHT 3" 1.6-WATT PER FT.	iLUMA LIGHT KIT 3" 1.6-WATT PER FT.*	iLUMA LIGHT 6" 1.6-WATT PER FT.	iLUMA LIGHT KIT 6" 1.6-WATT PER FT.*
<b>PRODUCT</b> Colors: Black, Bronze and Grey						
<b>NOTE</b>	Sold By Case Only 10 Per Case		10 Light Kit		Sold By Case Only 10 Per Case	
<b>PRICE</b>	PER CASE	PER KIT	PER CASE	PER KIT	PER CASE	PER KIT
<b>PRICE - EACH</b>						

- \* **NOTE:** All Kits include a 25' Connector Cable, Y Connector and 75 Watt DC Power Supply.
- Hat and Glass Pathlight Kits include 10' Connector Cables (5).
  - Up light kit includes 10' and 5' Connector Cables (2 of each).
  - Hardscape Light Kit includes 5' Connector Cable (10).
  - Iluma Light Kit 3" and 6" Kits include 5' Connector Cables (10).

THE <i>i-LIGHTING</i> LED DEMO SALES KIT – You Have To Show It To Sell It!	PER KIT
<b>INCLUDED IN THIS KIT:</b> 1 – Hat Path Light 1 – Glass Path Light 1 – Black Uplight 1 – Bronze Hardscape Light 1 – Black iluma 5mm Hardscape Light Kit (3") 1 – 15 Watt Power Supply with 5 Button Remote Dimmer/Timer 1 – 5' Connector Cable 1 – 10' Connector Cable 1 – Large "Y" Connector 1 – Sample Bag	

## LED LIGHTS ACCESSORIES

	PRODUCT	QUANTITY	PRICE/PACK	PRICE/EACH
	<b>Y-CONNECTOR</b>			
	<b>5' CONNECTOR CABLES</b>	Pack of 5		
	<b>10' CONNECTOR CABLES</b>	Pack of 20		
	<b>25' CONNECTOR CABLES</b>	Pack of 20		
	<b>50' CONNECTOR CABLES</b>	Pack of 5		

	PRODUCT	QUANTITY	PRICE /EACH
	<b>100 WATT</b>	1	
	<b>75 WATT</b>	1	
	<b>50 WATT (Custom Order)</b>	1	
	<b>25 WATT (Custom Order)</b>	1	

12-volt DC power supply with photo eye sensor and 6' power cord, which includes a 5 button RF remote dimmer and timer. Our power supply can only be used with i-Lighting lights

### CAMBRIDGE 5-PC. LED WALL LIGHT KIT

0.75 – 2 Watt (LED)



Remotely changes colors of five light bars in your wall design. Kit includes: five 6" color changing light bars, one transformer, two 3-way splitters, remote control device and stainless steel mounting brackets. Cast brass fixtures have a less conspicuous design with only a 7/8" wide and 7/8" high visible profile so you see the light, not the fixture!












<b>SIZE (inches)</b>	<b>6" L x 7/8" W x 7/8" H</b>
<b>NOTE</b>	<b>PER KIT</b>
<b>PRICE PER KIT</b>	

**48 COLOR LIGHTING OPTIONS IN ONE!**  
Select one light color or run 16 different color changing combinations by remote control.

# CAST STONE STONE VENEER

	CANYON LEDGE			TUSCAN FIELDSTONE		
STYLE						
AVAILABLE COLORS	Autumn Blend, Chestnut, Midnight Slate, Santa Fe			Autumn Blend, Chestnut, Midnight Slate, Santa Fe		
AVERAGE STONE DIMENSIONS	Length 8" - 22" • Height 1" - 8" Thickness 1" - 2 1/2"			Length & Height: Irregular Shapes from 5" - 17" Thickness 1" - 2"		
PRODUCT	<b>FLATS - PALLET</b> <small>(Full weights will fluctuate and are not exact)</small>	<b>FLATS - HANDY PACK</b>	<b>CORNERS</b>	<b>FLATS - PALLET</b> <small>(Full weights will fluctuate and are not exact)</small>	<b>FLATS - HANDY PACK</b>	<b>CORNERS</b>
PACKAGING	<b>120 Sq. Ft./1,200 Lbs.</b> <small>(Sold in Full Pallets Only)</small>	<b>10 Sq. Ft./100 Lbs.</b> <small>(Sold in Full Handy Packs Only)</small>	<b>8 Lin. Ft./88 Lbs.</b> <small>(Sold in Full Handy Packs Only)</small>	<b>120 Sq. Ft./1,085 Lbs.</b> <small>(Sold in Full Pallets Only)</small>	<b>9 Sq. Ft./80 Lbs.</b> <small>(Sold in Full Handy Packs Only)</small>	<b>7 Lin. Ft./80 Lbs.</b> <small>(Sold in Full Handy Packs Only)</small>
PRICING	PER SQ. FT.	PER SQ. FT.	PER LIN. FT.	PER SQ. FT.	PER SQ. FT.	PER LIN. FT.

ACCESSORIES						
	PRODUCT	COLORS	DIMENSIONS	PIECES PER BOX	PRICE PER BOX	
<b>SMALL SOLDIER</b>		<b>Autumn Leaves</b> (Complements Chestnut) <b>Morning Mist</b> (Complements Midnight Slate) <b>Indian Brown</b> (Complements Santa Fe) <b>Sandy Buff</b> (Complements Autumn Blend)	<b>Width 4" x Height 5"</b> <b>Thickness 1 1/2"</b>	<b>10</b> <small>(Sold by the Box Only)</small>		<b>BOX</b> <b>PIECE</b>
<b>LARGE SOLDIER</b>		<b>Autumn Leaves</b> (Complements Chestnut) <b>Morning Mist</b> (Complements Midnight Slate) <b>Indian Brown</b> (Complements Santa Fe) <b>Sandy Buff</b> (Complements Autumn Blend)	<b>Width 6" x Height 8"</b> <b>Thickness 1 1/2"</b>	<b>12</b> <small>(Sold by the Box Only)</small>		<b>BOX</b> <b>PIECE</b>
<b>WATER TABLE SILL (WITH ROCK FACE)</b>		<b>Autumn Leaves</b> (Complements Chestnut) <b>Morning Mist</b> (Complements Midnight Slate) <b>Indian Brown</b> (Complements Santa Fe) <b>Sandy Buff</b> (Complements Autumn Blend)	<b>Length 18"</b> <b>Back Height 2 1 1/2"</b> <b>Front Height 2"</b> <b>Reveal 2 3/4"</b>	<b>4</b> <small>(Sold by the Box Only)</small>		<b>BOX</b> <b>PIECE</b>
<b>SHUTTER BLOCK</b>		<b>Indian Brown</b> (Complements Santa Fe & Chestnut) <b>Sandy Buff</b> (Complements Autumn Blend & Midnight Slate)	<b>Length 13"</b> <b>Width 2 1/2"</b> <b>Height 2 1/2"</b>	<b>4</b> <small>(Sold by the Box Only)</small>		<b>BOX</b> <b>PIECE</b>
<b>SMALL KEYSTONE</b>		<b>Autumn Leaves</b> (Complements Chestnut) <b>Morning Mist</b> (Complements Midnight Slate) <b>Indian Brown</b> (Complements Santa Fe) <b>Sandy Buff</b> (Complements Autumn Blend)	<b>Top Width 8"</b> <b>Bottom Width 6"</b> <b>Height 10"</b> <b>Thickness 1 1/2"</b>	<b>4</b> <small>(Sold by the Box Only)</small>		<b>BOX</b> <b>PIECE</b>
<b>LARGE KEYSTONE</b>		<b>Autumn Leaves</b> (Complements Chestnut) <b>Morning Mist</b> (Complements Midnight Slate) <b>Indian Brown</b> (Complements Santa Fe) <b>Sandy Buff</b> (Complements Autumn Blend)	<b>Top Width 10"</b> <b>Bottom Width 6"</b> <b>Height 13 1/2"</b> <b>Thickness 1 1/2"</b>	<b>3</b> <small>(Sold by the Box Only)</small>		<b>BOX</b> <b>PIECE</b>
<b>FIXTURE</b>		<b>Autumn Leaves</b> (Complements Chestnut) <b>Morning Mist</b> (Complements Midnight Slate) <b>Indian Brown</b> (Complements Santa Fe) <b>Sandy Buff</b> (Complements Autumn Blend)	<b>Width 8" x Height 12"</b> <b>Thickness 1 1/2"</b> <small>(4" Dia. Hole Centered)</small>	<b>2</b> <small>(Sold by the Box Only)</small>		<b>BOX</b> <b>PIECE</b>
<b>RECEPTACLE</b>		<b>Autumn Leaves</b> (Complements Chestnut) <b>Morning Mist</b> (Complements Midnight Slate) <b>Indian Brown</b> (Complements Santa Fe) <b>Sandy Buff</b> (Complements Autumn Blend)	<b>Width 5" x Height 8"</b> <b>Thickness 1 1/2"</b> <small>(Single Receptacle Hole)</small>	<b>2</b> <small>(Sold by the Box Only)</small>		<b>BOX</b> <b>PIECE</b>
<b>DOUBLE RECEPTACLE</b>		<b>Autumn Leaves</b> (Complements Chestnut) <b>Morning Mist</b> (Complements Midnight Slate) <b>Indian Brown</b> (Complements Santa Fe) <b>Sandy Buff</b> (Complements Autumn Blend)	<b>Width 8" x Height 8"</b> <b>Thickness 1 1/2"</b> <small>(Double Receptacle Hole)</small>	<b>2</b> <small>(Sold by the Box Only)</small>		<b>BOX</b> <b>PIECE</b>

# GENERAL PRICING & ORDER INFORMATION

PALLETS (Non-Returnable)..... \$ \_\_\_\_ Each

**ALL RETURNS** (Prior Approval Required)

- A. Restocking Charge..... **20%**
- B. Trucking Charge..... **Amt. Based On Location**

**DELIVERY TO JOBSITE:**

Minimum Of 12 Cubes (*Pavingstones*) / Minimum 14 Pallets (*Wallstones*)

**DELIVERY TO DISTRIBUTOR'S YARD:**

Minimum Of 16 Cubes (*Pavingstones*) / 14 Pallets (*Wallstones*). Truck reservations must be accompanied by a faxed order using a Cambridge order form. For delivery to a job site, recipient must meet truck.

All dimensions quoted in these specifications are nominal and are for guidance only. Actual sizes and weights will vary, particularly on the products designed to replicate natural stone which have features such as riven profiles and fettle edges. The sizes and quantities provided on these pages usually allow a nominal 5mm or more of sand joint width.

*NOTE: 1 sq. ft. of 2 3/8 in. thick pavingstones equals approx. 27 lbs. Example: 100 sq. ft. / one cube = 2,700 lbs.*

**ATTENTION: DISTRIBUTOR'S CONTRACTORS ARE NO LONGER PERMITTED TO PICK UP AT CAMBRIDGE STARTING MARCH 15, 2018. THIS WILL IMPROVE YARD LOADING AND DELIVERY TIMES FOR ALL CAMBRIDGE CUSTOMERS. THANK YOU FOR UNDERSTANDING.**

## ORDERING COYOTE "CUSTOM ORDER ONLY" PRODUCTS

**NOTE:** Coyote products designated as "Custom Order Only" are not in our inventory. To ensure that items are available on a timely basis, a single order will be placed weekly. Custom Orders must be received by 11:00 AM on Wednesday. The product ordered will be available the following Thursday at Cambridge unless otherwise specified at the time of order placement.

## SPECIAL ORDERS

**PAVERS:** Payment is required prior to manufacturing. Minimum order quantity will be required. All overage material must be purchased.

**OUTDOOR LIVING KITS:** See below for new policy regarding Special Order quotes.

» **QUOTES:**

- A Quote for Special Order product will be provided within 2 business days of the receipt of all required detail to accurately identify the requested product.
- There is now a \$ \_\_\_\_ charge for the processing of a Special Order quote. Product will be quoted upon receipt of a Purchase Order in the amount of \$ \_\_\_\_, which will be invoiced immediately.
- Should you purchase the Special Order product, *Cambridge will credit \$ \_\_\_\_ to the invoiced amount upon receipt of a written order and pre-payment for the quoted product.*
- Quotes are valid for 60 days.

» **TERMS:** Special Order products are provided based on customer specifications and are not returnable. Payment in full is required for the manufacturing process to proceed.

» **LEAD TIME:** Will be provided at the time of quoting.

COLOR PRICING CATEGORIES	REASON FOR UPCHARGE	COLORS
<b>STANDARD COLOR</b>		Chestnut, Onyx, Ruby, Sahara, Salmon, Chestnut/Bronze, Chestnut/Salmon, New England Blend, Onyx/Chestnut, Onyx/Natural, Ruby/Onyx, Sahara/Chestnut, Salmon/Onyx, Toffee/Onyx, Toffee/Onyx Lite, Toffee/Onyx/Mauve,
<b>COLOR PLUS</b>	<b>PRICE INCREASED BECAUSE OF WHITE CEMENT</b>	Coal, Mocha, Canyon Blend, Desert Beige, Limestone Quarry Blend, Redrock Blend, Riverbed Blend, Sahara/Chestnut Lite, Sandstone Blend & Sandstone Lite & Slate
<b>PREMIER COLORS</b>	<b>PRICE INCREASED BECAUSE OF SPECIAL BLUE PIGMENTS AND/OR WHITE CEMENT</b>	Bluestone Blend, Driftwood, Montauk Blue, Purple Haze, Shell, All South Beach Colors, Vermont Slate

Cambridge utilizes outside vendors/partners to provide you with the highest quality products. Please note, the appearance, availability and pricing of third-party and Cambridge products are subject to change at any time. Actual products may differ slightly from the pictures shown. Cambridge is not responsible for typographical (description and pricing) errors in our product line specifications.



# OUTDOOR LIVING *Color Selection Guide*



	BLUESTONE BLEND	MIDNIGHT SLATE	ONYX/NATURAL	RIVERBED BLEND	RUBY/ONYX	SAHARA/CHESTNUT	SAHARA/CHESTNUT LITE	SANDSTONE BLEND	SANTA FE	TOFFEE/ONYX	TOFFEE/ONYX LITE
<b>Fully-Assembled Gas Fire Table</b>						■					■
Olde English Wall Square Fire Pit Kit	■		■	■	■	■	■	■		■	■
<b>Olde English Wall Round Fire Pit Kit</b>	■		■	■	■	■	■	■		■	■
Pyzique Round Fire Pit Kit Split Face	■		■		■	■		■		■	
<b>Pyzique Round Fire Pit Kit Renaissance</b>			■			■				■	
MaytRx Square Fire Pit Kit Split Face	■		■		■	■				■	
<b>MaytRx Square Fire Pit Kit Renaissance</b>			■			■				■	
Ledgestone Radius Wall Round Barbeque & Fire Pit Kit	■		■			■				■	
<b>Fully-Assembled Olde English Outdoor Fireplace &amp; Waterfall/Firewood Box</b>						■				■	
Olde English Wall Fireplace Kit & Firewood Box Kit			■			■				■	
<b>The Boutique Collection Mini Fully-Assembled Olde English Fireplace</b>						■				■	
Olde English Paver Fireplace Kit & Firewood Box Kit			■			■				■	
<b>MaytRx Split Face Fireplace Kit &amp; Firewood Box Kit</b>			■			■				■	
MaytRx Renaissance Fireplace Kit & Firewood Box Kit			■			■				■	
<b>Fully-Assembled The Berkshire Outdoor Fireplace &amp; Firewood Box</b>										■	
Fully-Assembled Stone Veneer Outdoor Fireplace & Firewood Box		■							■		
<b>The Boutique Collection Mini Fully-Assembled Canyon Ledge Fireplace</b>		■							■		
The Boutique Collection Fully-Assembled Olde English Bench						■				■	
<b>Pre-Cut &amp; Pre-Packaged MaytRx Seating Wall Kit (Quarter Round/Half Round - Split Face Only)</b>			■			■				■	
Fully-Assembled Outdoor Kitchen						C				C	
<b>Olde English Wall Outdoor Kitchen Kit</b>	■		■			■				■	
Olde English Wall Outdoor Kitchen with Asado Cooker Kit	■		■			■				■	
<b>MaytRx Wall Kitchen Kit Split Face</b>			■			■				■	
MaytRx Wall Kitchen Kit Renaissance			■			■				■	
<b>Fully-Assembled Stone Veneer Kitchen</b>		C							C		
Fully-Assembled Pizza Oven						■				■	
<b>Fully Assembled Stone Veneer Pizza Oven</b>		■							■		
Olde English Wall Pizza Oven Kit			■			■				■	
<b>MaytRx Wall Pizza Oven Kit Split Face</b>			C			C				C	
MaytRx Wall Pizza Oven Kit Renaissance											
<b>Fully-Assembled Outdoor Grill Island</b>						■				■	
Olde English Wall Grill Module Kit	■		■			■				■	
<b>MaytRx Wall Grill Module Kit Split Face</b>			■			■				■	
MaytRx Wall Grill Module Kit Renaissance			■			■				■	
<b>Ledgestone Wall Grill Module Kit</b>	■		■			■		■		■	
Fully-Assembled Stone Veneer Grill Island		■							■		
<b>Olde English Wall Bar Module Kit</b>	C		■			■		C		■	
MaytRx Wall Bar Module Kit Split Face			■			■				■	
<b>MaytRx Wall Bar Module Kit Renaissance</b>											
Olde English Wall Patio Pub & Bistro Table Kit						■				■	
<b>MaytRx Wall Patio Pub &amp; Bistro Table Kit Split Face</b>						■				■	
MaytRx Wall Patio Pub & Bistro Table Kit Renaissance						■				■	
<b>Ledgestone Wall H2OnFire</b>											
Olde English Wall Rectangular & Round Waterfall Kits	■		■			■		■		■	
<b>Fully-Assembled Grand Columns &amp; Grand Column Mailboxes</b>						C				C	
MaytRx Column Kit Split Face	■		■		■	■		■		■	
<b>MaytRx Column Kit Renaissance</b>			■		■	■				■	
Olde English Column Mailbox Kit			■			■		C		■	
<b>MaytRx Column Mailbox Kit Split Face</b>			■			■				■	

C = Custom Order Only

# PAVINGSTONES *Color Selection Guide*

SHERWOOD COLLECTION	CHESTNUT	COAL	MOCHA	ONYX	BLUESTONE BLEND	CANYON BLEND	CHESTNUT/BRONZE	DESERT BEIGE	DRIFTWOOD	LIMESTONE QUARRY BLEND	MONTAUK BLUE	ONYX/CHESTNUT	ONYX/NATURAL	PURPLE HAZE	REDROCK BLEND	RIVERBED BLEND	RUBY/ONYX	SAHARA/CHESTNUT	SAHARA/CHESTNUT LITE	SANDSTONE BLEND	SANDSTONE LITE	SLATE	TOFFEE/ONYX	TOFFEE/ONYX LITE	TOFFEE/ONYX/MAUVE	VERMONT SLATE	
	Ledgestone 3-Pc. Design Kit	■			■	■	■	■	■	■	■	■	■	■		■	■	■	■	■	■	■	■	■	■	■	■
Ledgestone 4 1/2 x 9	■	■	■	■	■				■				■						■	■	■		■	■			
Ledgestone 9 x 9, 9 x 18 & 18 x 18 Design Kit					■								■						■	■	■		■	■			
Ledgestone 18 x 18					■				■	■			■						■	■	■		■	■			
Ledgestone XL 3-Pc. Design Kit					■				■	■			■						■	■	■		■	■			
Ledgestone XL 15 3/4 x 23 5/8					■				■	■			■						■	■	■		■	■			
Ledgestone Circle Design Kit	■			■	■								■						■	■	■		■	■			
Ledgestone Smooth 3-Pc. Design Kit					■				■	■			■						■	■	■		■	■			
Ledgestone Smooth 4 1/2 x 9					■				■	■			■						■	■	■		■	■			
Ledgestone Smooth 18 x 18					■				■	■			■						■	■	■		■	■			
XL Smooth 3-Pc. Design Kit					■				■	■			■						■	■	■		■	■			
XL Smooth 15 3/4 x 23 5/8					■				■	■			■						■	■	■		■	■			
XL Smooth Circle Design Kit					■				■	■			■						■	■	■		■	■			
River Rock		■	■										■						■	■	■		■	■			
Nor Stone 4-Pc. Design Kit									■				■						■	■	■		■	■			
Timber Stone 4-Pc. Design Kit	AVAILABLE IN BIRCHWOOD, COTTONWOOD, IRONWOOD & MOCHA																										
Belgium Cast Stone 5-Pc. Design Kit	AVAILABLE IN ASHLAND BLEND & HERITAGE GRAY																										
Belgium 5-Pc. Design Kit		■	■							■			■						■	■	■		■	■			
Brick Alley Cast Stone	AVAILABLE IN BRANDYWINE, POTTER'S KILN, TAWNY & HERITAGE GRAY																										
Brick Alley with ArmorTec®		■	■										■						■	■	■		■	■			
24 X 24 Smooth	AVAILABLE IN NATURAL																										

ROUNDTABLE COLLECTION	CHESTNUT	COAL	MOCHA	ONYX	BLUESTONE BLEND	CANYON BLEND	CHESTNUT/BRONZE	CHESTNUT/SALMON	DRIFTWOOD	LIMESTONE QUARRY BLEND	MONTAUK BLUE	ONYX/CHESTNUT	ONYX/NATURAL	REDROCK BLEND	RUBY/ONYX	SAHARA/CHESTNUT	SAHARA/CHESTNUT LITE	SALMON/ONYX	SANDSTONE BLEND	SANDSTONE LITE	SLATE	TOFFEE/ONYX	TOFFEE/ONYX LITE	TOFFEE/ONYX/MAUVE			
	4 1/2 x 6				■									■		■	■							■			
6 x 6	■	■	■	■	■	■	■	■	■	■	■	■	■	■	■	■	■	■	■	■	■	■	■	■	■		
6 x 9	■	■	■	■	■	■	■	■	■	■	■	■	■	■	■	■	■	■	■	■	■	■	■	■	■		
Circle Design Kit	■			■	■	■	■	■					■		■	■	■	■	■	■		■	■				
Random Design Kit	SPECIAL ORDER ONLY																										

KINGSCOURT COLLECTION	CHESTNUT	ONYX	RUBY	SAHARA	SALMON	BLUESTONE BLEND	ONYX/CHESTNUT	ONYX/NATURAL	RUBY/ONYX	SAHARA/CHESTNUT	SAHARA/CHESTNUT LITE	SANDSTONE BLEND	TOFFEE/ONYX	TOFFEE/ONYX LITE
	4 x 8 Holland	■	■	■	■	■				■	■	■		■
Holland II	SPECIAL ORDER ONLY													
6 x 6	■	■						■	■	■			■	■
6 x 9	■	■	■	■	■	■	■	■	■	■	■	■	■	■
8 x 8	■	■	■	■	■			■	■					
12 x 12	SPECIAL ORDER ONLY													

EXCALIBUR COLLECTION	ONYX	RUBY	SAHARA	SALMON	ONYX/NATURAL	RUBY/ONYX
	Cobble I	■	■			■
Cobble I Edger		■	■			■
Diamond	■	■	■	■	■	■

RENAISSANCE COLLECTION	CHESTNUT	ONYX	BLUESTONE BLEND	NEW ENGLAND BLEND	ONYX/NATURAL	RUBY/ONYX	SAHARA/CHESTNUT	SAHARA/CHESTNUT LITE	SANDSTONE BLEND	TOFFEE/ONYX	TOFFEE/ONYX LITE	TOFFEE/ONYX/MAUVE
	4 x 8 Holland											
6 x 6					■	■	■	■	■	■	■	■
6 x 9	■	■			■	■	■	■	■	■	■	■
12 x 12												
6 x 12 Bullnose - 2 3/8" Thick												
Circle Design Kit					■					■		
Random Design Kit												
Renaissance V			■	■	■		■	■		■	■	■
Ledgestone												
Ledgestone 18 x 18												
Ledgestone Circle Design Kit												
Olde English 3-Pc. Design Kit				■	■		■	■		■	■	■
Aqua-Bric Type I												

CRUSADER COLLECTION	CHESTNUT	COAL	MOCHA	ONYX	BLUESTONE BLEND	DRIFTWOOD	ONYX/NATURAL	RUBY/ONYX	SAHARA/CHESTNUT	SAHARA/CHESTNUT LITE	SANDSTONE BLEND	TOFFEE/ONYX	TOFFEE/ONYX LITE
	4 x 12 Bullnose - 2 3/8" Thick												
6 x 12 Bullnose - 2 3/8" Thick	■	■	■	■	■	■	■	■	■	■	■	■	■
Holland w/out Spacer Bars & Chamfered Edges							■	■	■	■		■	■
Ledgestone Permeable 3-Pc. Design Kit					■		■	■	■	■		■	■
6 x 9 Ledgestone Permeable							■	■	■	■		■	■
6 x 9 Ledgestone Smooth Permeable							■	■	■	■		■	■
Aqua-Bric Type I							■	■	■	■		■	■
Turfstone													
4 x 8 Holland ADA Paver													
Ledgestone Cap		■	■		■	■	■	■	■	■	■	■	■

## WALLSTONES Color Selection Guide

CAMBRIDGE The Best Outdoor Living Ideas!	COAL	MOCHA	BLUESTONE BLEND	LIMESTONE QUARRY BLEND	ONYX/NATURAL	RIVERBED BLEND	RUBY/ONYX	SAHARA/CHESTNUT	SAHARA/CHESTNUT LITE	SANDSTONE BLEND	TOFFEE/ONYX	TOFFEE/ONYX LITE	TOFFEE/ONYX/MAUVE
	Olde English Wall	■	■	■	■	■	■	■	■	■	■	■	■
Olde English Radius Wall			■	■	■	■	■	■	■	■	■	■	■
Non-Tumbled Olde English Wall	■	■			■			■	■		■	■	■
MaytRx Split Face: 3" & 6", Corners & All Wall & Column Caps & Hats (Coal & Mocha available in Wall Caps only)	■	■	■		■		■	■	■		■	■	■
MaytRx Renaissance: 3" & 6", Corners & All Wall & Column Caps & Hats					■		■	■	■		■	■	■
Cambridge 6" Split Face Stretcher Stone			■		■		■	■	■		■	■	■
Cambridge 6" Renaissance Stretcher Stone					■		■	■	■		■	■	■
Pyzique Split Face			■		■		■	■	■		■	■	■
Pyzique Renaissance					■		■	■	■		■	■	■
Cambridge Ledgestone Wall & Corner / Radius Wall & Corner			■		■		■	■	■		■	■	■
Sigma 6" & 8" Split Face Wall & Corners					■		■	■	■		■	■	■
Sigma 6" & 8" Renaissance Wall & Corners					■		■	■	■		■	■	■
Edgestone			■		■		■	■	■		■	■	■
Curbstone					■		■	■	■		■	■	■





## *Made in AMERICA*

---

We are changing America's Landscape with Pavingstones and Wallstones! We want towns all over the United States to upgrade their sidewalks, downtown areas and municipalities with products that will outperform concrete and asphalt. We are allowing people to extend their living space beyond their four walls so that they can enjoy time with family and friends throughout the year. This is about something larger than a pretty driveway or patio. It is about an investment that makes people feel good about coming home or taking a walk in their local community. Our mission is to encourage positive change in the environments we utilize each and every day. We are proud to be a part of this change, one paver and one wallstone at a time.